



**SPRITZER®**

**SPRITZER BHD**

必胜有限公司

(265348-V)

annual report **2016**

0 kcal 

DRINKING WATER CAN HELP TO **PREVENT DIABETES** AS WATER HAS **ZERO CALORIE, ZERO SUGAR AND ZERO ADDITIVE**

 **3 LITRES**

A PERSON MUST CONSUME **2.5 – 3L OF WATER PER DAY** FROM ALL SOURCES (DRINKING, EATING) TO MAINTAIN HEALTH.

**MOISTURISES SKIN**



WATER NATURALLY MOISTURISES SKIN AND ENSURES PROPER CELLULAR FORMATION UNDERNEATH LAYERS OF SKIN TO GIVE IT A **HEALTHY, GLOWING APPEARANCE.**

**9 Days** 

A PERSON CAN LIVE FOR ABOUT 45 – 65 DAYS WITHOUT FOOD, BUT ONLY ABOUT **9 – 10 DAYS WITHOUT WATER.**

**LOSES WEIGHT** 

THE WEIGHT A PERSON LOSES DIRECTLY AFTER INTENSE PHYSICAL ACTIVITY IS WEIGHT **FROM WATER, NOT FAT.**

 **EXTRA 300ML**

DURING **PREGNANCY AND LACTATION**, FLUID REQUIREMENTS ARE INCREASED AND WOMEN ARE ENCOURAGED TO **DRINK 300ML MORE** TO HELP PREVENT CONSTIPATION.

**MORE THAN 840,000**

PEOPLE ARE ESTIMATED TO DIE EACH YEAR FROM DIARRHEA AS A RESULT OF **UNSAFE DRINKING WATER, POOR SANITATION AND HAND HYGIENE.**



# HOW WATER AFFECTS OUR LIVES

APPROXIMATELY

70%



APPROXIMATELY 70 TO 75 PERCENT OF THE MUSCLE IS MADE UP OF WATER. MAINTAINING THE RIGHT WATER BALANCE IS ESSENTIAL FOR OPTIMUM MUSCLE FUNCTION.



0.3%

OF ALL THE WATER ON EARTH, HUMANS CAN USE ONLY ABOUT **THREE TENTHS OF A PERCENT** OF THIS WATER. SUCH USABLE WATER IS FOUND IN **GROUNDWATER AQUIFERS, RIVERS AND FRESHWATER LAKES.**

#### SOURCES :

1. [http://www.europeanhydrationinstitute.org/wp-content/uploads/2013/05/EHI\\_Key\\_Tips\\_on\\_Hydration\\_Hydration\\_in\\_Winter\\_110213.pdf](http://www.europeanhydrationinstitute.org/wp-content/uploads/2013/05/EHI_Key_Tips_on_Hydration_Hydration_in_Winter_110213.pdf)
2. <http://www.h4hinitiative.com/every-hydration/water-key-element-our-body>
3. <http://www.europeanhydrationinstitute.org/dehydration.html>
4. <http://www.who.int/mediacentre/factsheets/fs391/en/>
5. [http://water.epa.gov/lawsregs/guidance/sdwa/upload/2009\\_08\\_28\\_sdwa\\_fs\\_30ann\\_waterfacts\\_web.pdf](http://water.epa.gov/lawsregs/guidance/sdwa/upload/2009_08_28_sdwa_fs_30ann_waterfacts_web.pdf)



# SPRITZER®

Bringing Nature's  
Finest Just for You




SPRITZER  
ECOPARK



HEART LOCK  
CORNER



STG CAFE



214 MILLION YEAR  
OLD CACTUS ROCK



18-HOLE  
MINI GOLF

Bring your family and friends to this serene green Spritzer EcoPark, where a dedicated Kidz Zone and the Signature Hole make this an ideal family retreat. Learn while having fun at The Discovery Tunnel, take a plant visit to Malaysia's largest bottled water manufacturer, or discover and explore the marvels of the rainforest on the Tree Tag Walkabout. Make those moments one to remember and pick up memories at The Gifts and Memories before you leave Spritzer EcoPark – a great get-together recreational park for all.



# CONTENTS

**5**  
NOTICE OF 23<sup>RD</sup>  
ANNUAL GENERAL  
MEETING

**10**  
CORPORATE  
INFORMATION

**11**  
CORPORATE  
STRUCTURE

**12**  
FINANCIAL  
HIGHLIGHTS

**14**  
CHAIRMAN'S  
STATEMENT

**18**  
CORPORATE SOCIAL  
RESPONSIBILITY

**24**  
DIRECTORS'  
PROFILE

**21**  
KEY SENIOR  
MANAGEMENT'S  
PROFILE

**28**  
AUDIT COMMITTEE  
REPORT

**31**  
STATEMENT ON  
CORPORATE  
GOVERNANCE

**42**  
STATEMENT OF  
DIRECTORS'  
RESPONSIBILITY

**43**  
STATEMENT ON  
RISK MANAGEMENT  
AND INTERNAL  
CONTROL

**47**  
REPORTS AND  
FINANCIAL  
STATEMENTS

**124**  
ANALYSIS OF  
SHAREHOLDINGS

**127**  
ANALYSIS OF  
WARRANT HOLDINGS

**130**  
LIST OF  
PROPERTIES

**>**  
FORM OF  
PROXY



# NOTICE OF 23<sup>RD</sup> ANNUAL GENERAL MEETING

NOTICE IS HEREBY GIVEN THAT the Twenty-Third (23<sup>rd</sup>) Annual General Meeting (“AGM”) of Spritzer Bhd (“Spritzer” or “Company”) will be held at Lot 898, Jalan Reservoir, Off Jalan Air Kuning, 34000 Taiping, Perak Darul Ridzuan on Wednesday, October 26, 2016 at 10.30 a.m. for the transaction of the following business:-

## ORDINARY BUSINESS

- |   |   |
|---|---|
| 1. To receive the Audited Financial Statements for the financial year ended May 31, 2016 and the Reports of the Directors and Auditors thereon.   | <b>Please refer to Explanatory Note A</b>                         |
| 2. To declare a first and final dividend of 11% or 5.5 sen per share, under the single tier system, in respect of the financial year ended May 31, 2016.  | <b>Resolution 1</b>   |
| 3. To approve the payment of Directors’ fees in respect of the financial year ended May 31, 2016.   | <b>Resolution 2</b>   |
| 4. To re-elect the following Directors who retire by rotation in accordance with Article 85 of the Company’s Articles of Association and, being eligible, offer themselves for re-election:-<br><br>(i) Dr. Chuah Chaw Teo<br>(ii) Chok Hooa @ Chok Yin Fatt<br>(iii) Kuan Khian Leng | <b>Resolution 3</b><br><b>Resolution 4</b><br><b>Resolution 5</b> |
| 5. To re-appoint Dato’ Lim A Heng @ Lim Kok Cheong who retires in accordance with Section 129(6) of the Companies Act, 1965 and, to hold office until the conclusion of the next AGM of the Company.  | <b>Resolution 6</b>   |
| 6. To re-appoint Messrs. Deloitte as Auditors of the Company and to authorise the Directors to fix their remuneration.  | <b>Resolution 7</b>   |

## SPECIAL BUSINESS

To consider and if thought fit, to pass the following Ordinary Resolutions:-

- |  |                     |
|--|---------------------|
| 7. Authority to issue shares pursuant to Section 132D of the Companies Act, 1965<br><br>“THAT pursuant to Section 132D of the Companies Act, 1965, the Articles of Association of the Company and subject to the approvals of the relevant governmental and/or regulatory authorities, the Directors be and are hereby empowered to issue shares of the Company, from time to time, upon such terms and conditions, for such purposes and to such persons whomsoever as the Directors may, in their absolute discretion, deem fit, provided that the aggregate number of shares issued does not exceed ten per cent (10%) of the total issued share capital of the Company for the time being, and that such authority shall continue to be in force until the conclusion of the next AGM of the Company.” | <b>Resolution 8</b> |
|--|---------------------|



## NOTICE OF 23<sup>RD</sup> ANNUAL GENERAL MEETING

8. Proposed Renewal of Existing Shareholders' Mandate for Recurrent Related Party Transactions of a Revenue or Trading Nature ("Proposed Shareholders' Mandate")

"THAT approval be and is hereby given to the Company and its subsidiary companies to enter into recurrent related party transactions of a revenue or trading nature which are necessary for the Group's day-to-day operations as set out in Section 2.4 of Part A of the Circular to Shareholders dated September 30, 2016 subject to the followings:-

**Resolution 9**

- (i) the transactions are carried out in the ordinary course of business and on normal commercial terms which are not more favourable to the related parties than those generally available to the public and are not to the detriment of the minority shareholders of the Company; and
- (ii) disclosure is made in the annual report of the aggregate value of transactions conducted pursuant to the Proposed Shareholders' Mandate during the financial year with a breakdown of the aggregate value of the recurrent transactions based on the following information:-
  - (a) the type of the recurrent transactions made; and
  - (b) the names of the related parties involved in each type of the recurrent transactions and their relationship with the Company.

AND THAT such approval shall continue to be in force until:-

- (i) the conclusion of the next AGM of the Company, at which time it will lapse, unless by a resolution passed by the shareholders of the Company in a general meeting, the authority is renewed; or
- (ii) the expiration of the period within which the next AGM of the Company is required to be held pursuant to Section 143(1) of the Companies Act, 1965 (but shall not extend to such extension as may be allowed pursuant to Section 143(2) of the Companies Act, 1965); or
- (iii) revoked or varied by a resolution passed by the shareholders of the Company in a general meeting,

whichever is the earlier.

AND THAT the Directors be and are hereby authorised to complete and do all such acts and things as they may deemed necessary or expedient to give full effect to the Proposed Shareholders' Mandate."

9. Proposed Renewal of Authority to Purchase its Own Shares by Spritzer Bhd

"THAT, subject always to the Companies Act, 1965, the provisions of the Memorandum and Articles of Association of the Company, the Main Market Listing Requirements of Bursa Malaysia Securities Berhad ("Listing Requirements") and the approvals of all relevant governmental and/or regulatory authorities, the Company be and is hereby authorised, to the extent permitted by law, to buy-back and/or hold such amount of shares as may be determined by the Directors of the Company from time to time through Bursa Malaysia Securities Berhad ("Bursa Securities") upon such terms and conditions as the Directors may deem fit and expedient in the interest of the Company provided that:-

**Resolution 10**

- (i) The aggregate number of shares bought-back and/or held does not exceed ten per cent (10%) of the total issued and paid-up share capital of the Company at any point of time;





## NOTICE OF 23<sup>RD</sup> ANNUAL GENERAL MEETING

- (ii) The maximum amount to be allocated for the buy-back of the Company's own shares shall not exceed the share premium account and/or the retained profits of the Company; and
- (iii) Upon completion of buy-back by the Company of its own shares, the Directors of the Company are authorised to deal with the shares so bought-back in any of the following manners:-
  - (a) cancel the shares so purchased; or
  - (b) retain the shares so purchased as treasury shares and held by the Company; or
  - (c) retain part of the shares so purchased as treasury shares and cancel the remainder, and the treasury shares may be distributed as dividends to the shareholders of the Company and/or resold on Bursa Securities and/or subsequently cancelled or any combination of the three.

AND THAT the authority conferred by this resolution shall commence upon the passing of this resolution until:-

- (i) the conclusion of the next AGM of the Company following the AGM at which such resolution was passed at which time it will lapse unless by an ordinary resolution passed at that meeting, the authority is renewed, either unconditionally or subject to conditions; or
- (ii) the expiration of the period within which the next AGM after that date is required by law to be held; or
- (iii) revoked or varied by an ordinary resolution passed by the shareholders of the Company in a general meeting,

whichever occurs first.

AND THAT authority be and is hereby unconditionally and generally given to the Directors of the Company to take all such steps as are necessary or expedient (including without limitation, the opening and maintaining of central depository account(s) under the Securities Industry (Central Depositories) Act 1991, and the entering into of all other agreements, arrangements and guarantee with any party or parties) to implement, finalise and give full effect to the aforesaid buy-back with full power to assent to any conditions, modifications, revaluations, variations and/or amendments (if any) as may be imposed by the relevant authorities and with full power to do all such acts and things thereafter (including without limitation, the cancellation or retention as treasury shares of all or any part of the shares bought-back) in accordance with the Companies Act, 1965, the provisions of the Memorandum and Articles of Association of the Company, the Listing Requirements and all other relevant governmental and/or regulatory authorities."

### 10. Continuing in Office as Independent Non-Executive Directors

- (i) "THAT authority be and is hereby given to Dato' Ir. Nik Mohamad Pena bin Nik Mustapha, who has served as the Independent Non-Executive Director of the Company for a cumulative term of more than nine (9) years, to continue to act as an Independent Non-Executive Director of the Company." **Resolution 11**
- (ii) "THAT authority be and is hereby given to Dato' Mohd Adhan bin Kechik, who has served as the Independent Non-Executive Director of the Company for a cumulative term of more than nine (9) years, to continue to act as an Independent Non-Executive Director of the Company." **Resolution 12**



## NOTICE OF 23<sup>RD</sup> ANNUAL GENERAL MEETING

- (iii) “THAT subject to the passing of the Resolution 5, authority be and is hereby given to Kuan Khian Leng, who has served as the Independent Non-Executive Director of the Company for a cumulative term of more than nine (9) years, to continue to act as an Independent Non-Executive Director of the Company.”

### **Resolution 13**

11. To transact any other business of which due notice shall have been given in accordance with the Companies Act, 1965 and the Company’s Articles of Association.

### **NOTICE OF DIVIDEND ENTITLEMENT AND PAYMENT**

**NOTICE IS ALSO HEREBY GIVEN THAT** a first and final dividend of 11% or 5.5 sen per share, under the single tier system, in respect of the financial year ended May 31, 2016, subject to the approval of the shareholders at the 23<sup>rd</sup> AGM will be paid on November 25, 2016 to Depositors whose names appear in the Record of Depositors at the close of business on November 11, 2016.

A Depositor shall qualify for entitlement to the dividends only in respect of:-

- (a) Shares transferred into the Depositor’s Securities Account before 4.00 p.m. on November 11, 2016 in respect of transfers; and
- (b) Shares bought on Bursa Securities on a cum entitlement basis according to the Rules of Bursa Securities.

By Order of the Board

**SOW YENG CHONG (MIA 4122)**  
**TAN BOON TING (MAICSA 7056136)**  
Company Secretaries

Ipoh, Perak Darul Ridzuan  
September 30, 2016

---

### **NOTES:**

#### **1. Appointment of Proxy**

- (i) A member of the Company entitled to attend and vote at this meeting is entitled to appoint not more than two (2) proxies to attend and vote on his behalf. A proxy may but need not be a member of the Company and the provisions of Section 149(1)(b) of the Companies Act, 1965 shall not apply to the Company.
- (ii) The instrument appointing a proxy shall be in writing under the hand of the appointor or his attorney duly authorised in writing or, if the appointor is a corporation, either under Seal or under the hand of an attorney.
- (iii) Where a member appoints more than one (1) proxy, the appointment shall be invalid unless he specifies the proportions of his shareholding to be represented by each proxy.
- (iv) Where a member of the Company is an exempt authorised nominee as defined under the Securities Industry (Central Depositories) Act 1991 which holds ordinary shares in the Company for multiple beneficial owners in one securities account (“omnibus account”), there is no limit to the number of proxies which the exempt authorised nominee may appoint in respect of each omnibus account it hold.
- (v) The instrument appointing a proxy must be deposited at the Registered Office of the Company at Lot 85, Jalan Portland, Tasek Industrial Estate, 31400 Ipoh, Perak Darul Ridzuan not less than forty-eight (48) hours before the time appointed for holding the meeting.
- (vi) Only a depositor whose name appears on the Record of Depositors as at October 19, 2016 shall be entitled to attend the said meeting or appoint proxies to attend and/or vote on his behalf.



# NOTICE OF 23<sup>RD</sup> ANNUAL GENERAL MEETING

## 2. Explanatory Notes

### Audited Financial Statements

- (A) This agenda item is intended for discussion only as under Section 169(1) of the Companies Act, 1965, the Audited Financial Statements do not require formal approval of shareholders. As such, this agenda item will not be put forward for voting.

### FOR SPECIAL BUSINESS

(B) (i) **Authority to issue shares pursuant to Section 132D of the Companies Act, 1965**

The proposed Resolution 8, if passed, will give a renewed mandate to the Directors of the Company, from the date of the forthcoming AGM, the authority to allot and issue ordinary shares of the Company up to an amount not exceeding ten per cent (10%) of the Company's total issued share capital for purpose of funding the working capital or strategic development of the Group. This would eliminate any delay arising from and cost involved in convening a general meeting to obtain approval of the shareholders for such issuance of shares. This authority, unless revoked or varied by the Company at a general meeting, will expire at the conclusion of the next AGM of the Company.

As at the date of this Notice, no new shares in the Company were issued pursuant to the mandate granted to the Directors at the last AGM held on November 19, 2015 which will lapse at the conclusion of the forthcoming AGM.

(ii) **Proposed Shareholders' Mandate**

The proposed Resolution 9, if passed, will authorise the Company and its subsidiary companies to enter into recurrent related party transactions of a revenue or trading nature in the ordinary course of business.

(iii) **Proposed Renewal of Authority to Purchase its Own Shares**

The proposed Resolution 10, if passed, will empower the Company to purchase its own shares up to ten per cent (10%) of the issued and paid-up share capital of the Company at any given point in time through Bursa Securities.

(iv) **Continuing in Office as Independent Non-Executive Directors**

Pursuant to the Malaysian Code of Corporate Governance 2012, the Board of Directors has via the Nomination Committee assessed the independence of Dato' Ir. Nik Mohamad Pena bin Nik Mustapha, Dato' Mohd Adhan bin Kechik and Mr. Kuan Khian Leng, who each has served as an Independent Non-Executive Director of the Company for a cumulative term of more than nine (9) years, and recommend them to continue to act as Independent Non-Executive Directors of the Company.

The Board strongly believes that the assessment criteria for a director's independence should not be determined arbitrarily with reference only to the length of service of an independent director but rather particular emphasis is placed on the role of independent directors to facilitate independent, unbiased and objective decision making in the Company.

To qualify as independence, a director must be independent in character and judgment, independent of management and free from any relationships or circumstances as set out in Chapter 1 of the Listing Requirements, which are likely to affect or appear to affect their independent judgment. The Board thus concluded that the three (3) Directors' length of service does not interfere with their exercise of independent judgment and ability to act in the best interests of the Company and shareholders. In addition, the Board believes that their knowledge of the Group's business and their proven commitment, experience and competence will greatly benefits the Company.

The three (3) Directors concerned had declared their independence and their desire to continue to act as Independent Non-Executive Directors of the Company.

The proposed Resolutions 11, 12 and 13, if passed, will enable Dato' Ir. Nik Mohamad Pena bin Nik Mustapha, Dato' Mohd Adhan bin Kechik and Mr. Kuan Leng to continue to act as Independent Non-Executive Directors of the Company.

Please refer to the Circular to Shareholders dated September 30, 2016 for further information on Resolutions 9 and 10.

## 3. Poll Voting

Pursuant to Paragraph 8.29A(1) of the Listing Requirements, all the Resolutions set out in this Notice will be put to vote by poll.



# CORPORATE INFORMATION

## BOARD OF DIRECTORS

Non-Independent Non-Executive Chairman

**DATO' LIM A HENG @ LIM KOK CHEONG,  
JSM, DPMP, JP**

Managing Director

**DATO' LIM KOK BOON, DPMP**

Executive Director & Group Chief Executive Officer

**LIM SENG LEE**

Executive Directors

**DR. CHUAH CHAW TEO  
LAM SANG**

Non-Independent Non-Executive Director

**CHOK HOOA @ CHOK YIN FATT, PMP**

Independent Non-Executive Directors

**DATO' IR. NIK MOHAMAD PENA  
BIN NIK MUSTAPHA, DIMP**

**DATO' MOHD ADHAN BIN KECHIK, DJMK, SMK**

**KUAN KHIAN LENG**

### AUDIT COMMITTEE

*Chairman*

Dato' Ir. Nik Mohamad Pena  
bin Nik Mustapha, DIMP

*Members*

Chok Hooa @ Chok Yin Fatt, PMP  
Dato' Mohd Adhan bin Kechik,  
DJMK, SMK  
Kuan Khian Leng

### NOMINATION COMMITTEE

*Chairman*

Dato' Ir. Nik Mohamad Pena  
bin Nik Mustapha, DIMP

*Members*

Dato' Mohd Adhan bin Kechik,  
DJMK, SMK  
Kuan Khian Leng

### REMUNERATION COMMITTEE

*Chairman*

Chok Hooa @ Chok Yin Fatt, PMP

*Members*

Dato' Mohd Adhan bin Kechik,  
DJMK, SMK  
Kuan Khian Leng

### ESOS COMMITTEE

*Chairman*

Dr. Chuah Chaw Teo

*Members*

Lam Sang  
Lim Seng Lee

### COMPANY SECRETARIES

Sow Yeng Chong (MIA 4122)  
Tan Boon Ting (MAICSA 7056136)

### STOCK EXCHANGE LISTING

Listed on Main Market of  
Bursa Malaysia Securities Berhad  
Stock Code : 7103  
Stock Name : SPRITZER

### REGISTERED OFFICE

Lot 85, Jalan Portland,  
Tasek Industrial Estate,  
31400 Ipoh, Perak Darul Ridzuan.  
Tel. No : 05-2911055  
Fax No : 05-2919962  
E-mail : info@spritzer.com.my  
Website : www.spritzer.com.my

### SHARE REGISTRAR

**Tricor Investor & Issuing House  
Services Sdn Bhd (11324-H)**

41, Jalan Medan Ipoh 6,  
Bandar Baru Medan Ipoh,  
31400 Ipoh, Perak Darul Ridzuan.  
Tel. No : 05-5451222  
Fax No : 05-5459222

### AUDITORS

**Messrs. Deloitte (AF 0080)  
Chartered Accountants**

Level 2, Weil Hotel,  
292 Jalan Sultan Idris Shah,  
30000 Ipoh, Perak Darul Ridzuan.  
Tel. No : 05-2540288  
Fax No : 05-2547288

### PRINCIPAL BANKERS

HSBC Bank Malaysia Berhad  
RHB Bank Berhad  
OCBC Bank (Malaysia) Berhad  
AmBank (M) Berhad  
CIMB Bank Berhad  
Bank Muamalat Malaysia Berhad  
Hong Leong Bank Berhad

**SPRITZER®**

**SPRITZER BHD**

**100%**

ANGENET  
SDN BHD

**100%**

CHUAN SIN  
SDN BHD

**100%**

CHUAN SIN CACTUS  
SDN BHD

**100%**

GOLDEN PET  
INDUSTRIES SDN BHD

**100%**

PET MASTER  
SDN BHD

**100%**

SPRITZER ECOPARK  
SDN BHD

**100%**

SPRITZER (HONG KONG)  
LIMITED

**100%**

SPRITZER (GUANGZHOU)  
TRADING LIMITED



**CORPORATE  
STRUCTURE**

AS AT MAY 31, 2016



# FINANCIAL HIGHLIGHTS

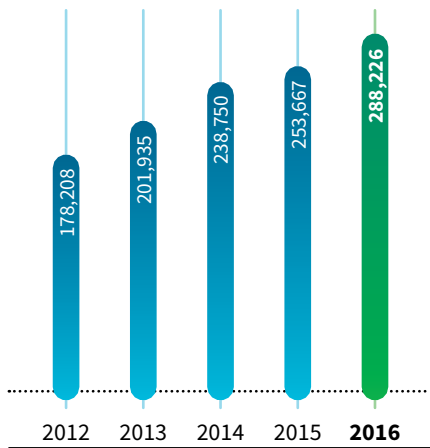
Financial year ended 31 May	2016	2015	2014	2013	2012
Revenue (RM'000)	<b>288,226</b>	253,667	238,750	201,935	178,208
Revenue growth (%)	<b>13.6</b>	6.3	18.2	13.3	20.7
Profit before interest, tax, depreciation and amortisation (RM'000)	<b>51,529</b>	46,515	42,758	37,116	29,542
Profit before taxation (RM'000)	<b>37,078</b>	31,963	28,311	22,788	14,251
Profit attributable to owners of the Company (RM'000)	<b>28,457</b>	22,807	21,566	19,233	10,586
Basic earnings per share (sen)	<b>19.5</b>	16.6	16.3	14.7	8.1
Dividend per share (sen)	<b>5.5</b>	5.0	4.0	4.0	3.0
Dividend pay out ratio (%)	<b>31</b>	32	26	28	37
Share capital (RM'000)	<b>79,215</b>	70,748	67,427	65,942	65,329
Total equity (RM'000)	<b>258,820</b>	215,546	187,792	167,018	150,207
Net debt to equity ratio (*) (%)	<b>2.5</b>	12.6	33.3	40.1	54.1
Net assets per share (RM)	<b>1.63</b>	1.52	1.39	1.27	1.15
Share price at 31 May (RM)	<b>2.57</b>	1.93	1.80	1.42	0.83
Market capitalisation (RM'000)	<b>407,106</b>	273,041	242,694	187,241	108,447

(\*) Based on net debt (total borrowings less cash and cash equivalents) expressed as a percentage of total equity.

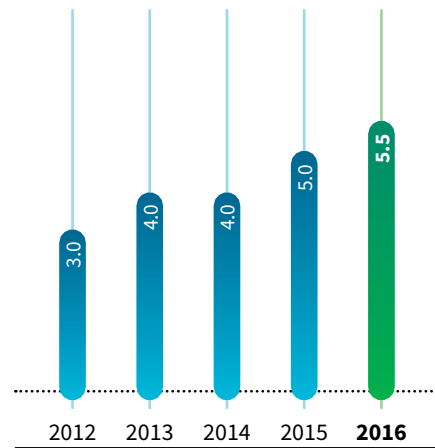


# FINANCIAL HIGHLIGHTS

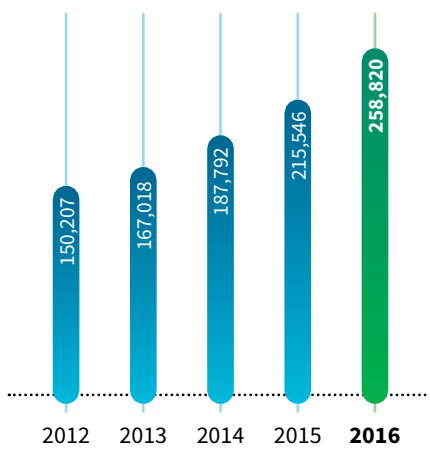
REVENUE (RM'000)



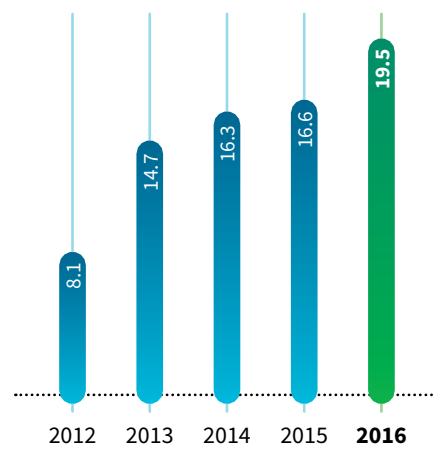
DIVIDEND PER SHARE (SEN)



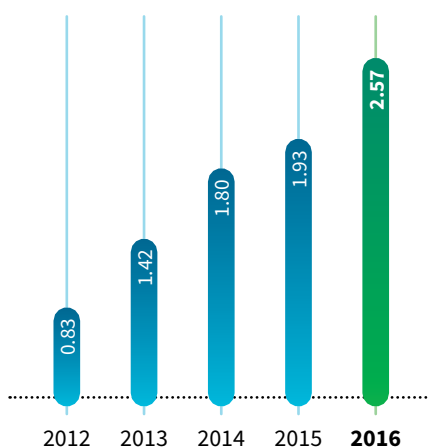
TOTAL EQUITY (RM'000)



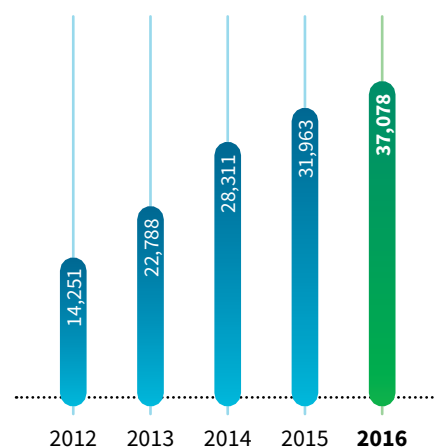
BASIC EARNINGS PER SHARE (SEN)



SHARE PRICE AT 31 MAY (RM)



PROFIT BEFORE TAXATION (RM'000)



# CHAIRMAN'S STATEMENT

ON BEHALF OF THE BOARD OF DIRECTORS OF SPRITZER BHD, I AM DELIGHTED TO PRESENT TO YOU THE ANNUAL REPORT AND THE AUDITED FINANCIAL STATEMENTS OF THE GROUP AND THE COMPANY FOR THE FINANCIAL YEAR ENDED MAY 31, 2016.

## ECONOMIC OVERVIEW

The Malaysian economy grew moderately in 2015 and achieved a GDP growth rate of 5% (2014: 6%) underpinned by the resilient domestic demand. The Malaysian economy continued to grow at a slower pace and recorded a GDP growth rate of 4.1% in the first half of 2016. Domestic demand is expected to continue to be the engine of growth for the Malaysian economy for year 2016.

Despite the weaker consumer sentiment and the introduction of Goods and Services Tax at the commencement of our financial year under review, our Group's revenue grew strongly by about 14% to RM288 million. The growth in revenue in financial year 2016 was to a large extent, attributed to our strong branding and greater sales and marketing efforts in expanding our distribution network and improving the coverage of our bottled water products in more retail outlets. The hot weather, caused by the El Nino phenomenon had also contributed to the increased revenue in the later part of the financial year under review.

## FINANCIAL REVIEW

The growth in revenue to RM288 million (2015: RM254 million) was achieved mainly through the higher sales volume and improved average selling prices. The Group's profit before tax increased by about 16% to RM37.1 million from RM32.0 million previously. Despite the general increase in costs and operating expenses, gross margins have improved due mainly to the lower unit cost achieved through greater economies of scale

REVENUE

+13%

RM288 MILLION

2015:  
RM254 MILLION

PROFIT BEFORE TAX

+16%

RM37.1 MILLION

2015:  
RM32.0 MILLION

PROFIT ATTRIBUTABLE TO SHAREHOLDERS

+25%

RM28.5 MILLION

2015:  
RM22.8 MILLION

and the lower raw material cost. The higher sales volume, the lower raw material costs and together with the improvement in production efficiencies have contributed to the overall improvement of our profit before tax. With a lower effective tax rate of 23% (2015: 29%) in the financial year under review, the profit attributable to shareholders has increased by 25% to RM28.5 million from RM22.8 million recorded in 2015. The earnings per share in year 2016 stood at 19.5 sen as compared to 16.6 sen previously.







## CHAIRMAN'S STATEMENT

With the improved cash flow generated from operating activities and proceeds from issue of shares in year 2016, and amidst the ongoing upgrading and expansion plans whereby a fairly significant amount of property, plant and equipment of RM22.2 million had been acquired by cash during the year, our Group's financial position has been further strengthened with our net gearing standing at 0.02 time as at May 31, 2016 (2015: 0.13 time).

During the year, the Company had issued a total of 16,934,869 new ordinary shares of 50 sen each pursuant to the exercise of employees' share options and the conversion of warrants of the Company. As at May 31, 2016, the total number of ordinary shares (net of treasury shares of 24,000) of 50 sen each in issue and fully paid was 158,406,924. As at the financial year end, our total shareholders' equity stood at RM258.8 million (2015: RM215.5 million) with total group assets of RM348.3 million (2015: RM311.7 million) and the net assets per share has increased to RM1.63 (2015: RM1.52).

### DIVIDEND

The Directors have proposed a first and final dividend of 11% or 5.5 sen (2015: 10% or 5.0 sen) per ordinary share of 50 sen each, under the single tier system, in respect of the financial year ended May 31, 2016 which is subject to the approval of the shareholders of the Company at the forthcoming annual general meeting. The dividend, if approved, will be paid to our shareholders on November 25, 2016. The Company has consistently paid out annual cash dividends since it was listed on the Bursa Malaysia Securities Berhad in the year 2000. We will continue to reward our shareholders with appropriate dividend payments which are in line with our earnings and cash flow requirements.

### SIGNIFICANT CAPITAL EXPENDITURE

In the financial year ended May 31, 2016, we have incurred a total of RM24.4 million (2015: RM19.1 million) in the acquisition of plant, property and equipment. In line with our ongoing upgrading and expansion plans, we have retired and replaced one existing production line in Yong Peng mineral water plant. At the same time, we have also upgraded an existing production line in our Yong Peng plant. A total amount of RM8.9 million was incurred for both the replaced production line and the upgraded production line. During the year, we have also upgraded and enhanced certain production facilities and improved our warehousing and logistic facilities.

The Group currently has two mineral water plants and a drinking water plant, located in Taiping, Yong Peng and Shah Alam respectively, with a total of 15 bottled water production lines and an annual production capacity of about 600 million litres of bottled water.

### CHANGES IN THE COMPOSITION OF THE GROUP

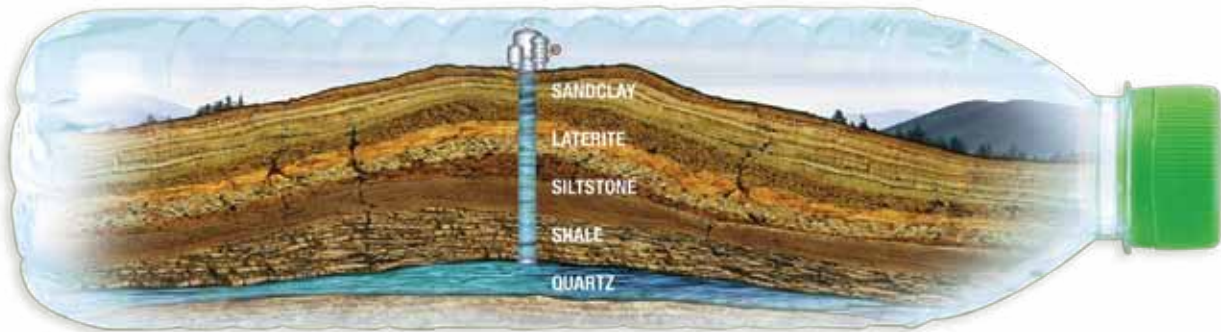
On June 11, 2015, Spritzer Bhd had incorporated a wholly-owned subsidiary company, Spritzer (Hong Kong) Limited ("SPR HK") in Hong Kong. SPR HK has a proposed paid-up

“The Group currently has an annual production capacity of about **600 MILLION LITRES** of bottled water.”





## CHAIRMAN'S STATEMENT



capital of HKD100,000 comprising 100,000 ordinary shares of HKD1 each. SPR HK's principal activity is investment holding.

On November 26, 2015, SPR HK had incorporated a wholly-owned subsidiary company in China known as Spritzer (Guangzhou) Trading Limited ("SPR GZ"). SPR GZ has a registered capital of RMB30,010,000 and its principal activities are acting as wholesale and retail dealers, importer and exporter of beverages and related products. SPR GZ has commenced business operations as importer and distributor of bottled water products in April 2016. SPR GZ imports the bottled water products from its related company, Chuan Sin Sdn Bhd. This is our first business venture outside Malaysia after a satisfactory market research and much ground work done.

### OUTLOOK AND PROSPECTS

The 2016 full year GDP growth is projected to be 4.0% to 4.5%. However, the fiscal policy and the various subsidy cuts to address the Malaysian Budget deficit together with the weaker domestic currency have resulted in higher costs of doing business and thus margin compression. The macroeconomic headwinds such as slower economic growth, weaker commodity prices and volatile currencies will dampen consumer sentiments and dent domestic consumption.

However, we believe the trend for bottled water will continue to be positive as it is the preferred choice among consumers who want healthier drinks. The consumption of bottled water depends on many factors. The steady employment outlook, higher income level, population growth, higher tourist arrivals, increased outdoor activities, changing lifestyle, urbanisation and a growing economy will all contribute to the increasing demand of bottled water in Malaysia. With our continuous efforts to promote our core brands, our wide range of products offered, innovative and convenient packaging, the enhancement of our production capacity and our improved warehousing and distribution systems, we are confident that the volumes of our bottled water products will continue to grow.

We will continue to expand and equip our plants with fully automated and high capacity machines to deliver greater economies of scale and improve production efficiency. We will further improve and upgrade our warehousing and distribution system to cater for the larger production volume. We will also focus on our operational efficiency and improve on our productivity to remain competitive. We have plans to grow our export sales which currently account for less than 10% of our revenue. Over the years, we have invested a lot of money in building up our Spritzer and other brands. With our dominant position in the bottled water market and together with our Silicon-Rich water source, we firmly believe that the prospects of our Group will remain positive.

The directors expect the Group to perform satisfactorily in the financial period ending December 31, 2016.

### ACHIEVEMENTS, AWARDS AND RECOGNITIONS

In the year under review, we continue to receive some very prestigious awards and recognitions. Each award gives us great satisfaction and motivates us to strive for greater excellence. Subsequent to my previous report to you in October 2015, we have received the following awards and accolades:

In December 2015, Spritzer was awarded the 2015 Asia Excellence Brand Award by Yazhou Zhoukan in Hong Kong. Yazhou Zhoukan is a Chinese language international affairs newsweekly with the largest overseas circulation, and is a media brand with wide social recognition. Based on votes of the general consumers and survey of business enterprises, winning brands were selected from countries including Hong Kong, China, Taiwan, Singapore and Malaysia.

In April 2016, Spritzer has been recognised, for the 4<sup>th</sup> consecutive year, as the largest bottled water producer in Malaysia, by The Malaysia Book of Records. The recognition, once again, affirms our leading position in the bottled water industry in Malaysia.





## CHAIRMAN'S STATEMENT



In July 2016, Spritzer has been voted the highly coveted Superior Taste Award by International Taste and Quality Institute (iTQi), with 3 golden stars, the top honour, garnering exceptional status with 90% or more score. The award is evaluated by 120 chosen Michelin Star Chefs and Sommeliers from 17 different European nations. iTQi, headquartered in Belgium, is the world's leading organisation dedicated to tasting and promoting superior food and drink products.

The above awards and recognitions will certainly inspire and motivate us further and we shall work harder in building and more importantly, sustaining our brands at the top positions.

### ACKNOWLEDGEMENT

On behalf of the Board of Directors, I thank our customers, consumers and shareholders for their continued support. I would also like to thank our business associates, bankers and financiers and the various government authorities for their continued support, assistance and guidance.

We had a very successful financial year 2016 which was made possible by the dedication and commitment of our employees. I thank the management and staff of our Group for their great efforts, hard work and contribution towards the continued growth of the Group.

**Dato' Lim A Heng @ Lim Kok Cheong**

Chairman

September 15, 2016

“**Spritzer has been recognised, for the 4<sup>th</sup> consecutive year, as the LARGEST BOTTLED WATER PRODUCER IN MALAYSIA, by The Malaysia Book of Records.**”



# CORPORATE SOCIAL RESPONSIBILITY

At Spritzer, recognising the values of sustainability and corporate social responsibility (“CSR”) initiatives have always been integrated into the ways we conduct our business in the present and into the future. As the leader of the bottled water industry in Malaysia, we pride ourselves in conducting business honestly and responsibly as well as in taking on the leadership role in promoting CSR activities.

Our commitment on sustainability encompasses on-going efforts focusing on creating positive impact in the society we serve while our CSR activities strive to maintain a healthy balance between economic, social and environmental responsibilities and the interests of our internal and external stakeholders towards a better future.

Our CSR framework consists of four main areas of focus namely, the environment, the market place, the community and the work place:

ENVIRONMENT



MARKET PLACE



WORK PLACE



COMMUNITY





## CORPORATE SOCIAL RESPONSIBILITY



### ENVIRONMENT

Our modern, eco-friendly manufacturing facility in Taiping is located amidst 330 acres of tropical rain forest, away from potential water and air pollution thus protecting our natural water sources and ensuring high quality of our products. Environmental sustainability is vital and we are conscious and understood the need for careful management on the issue of carbon footprint generated by our business activities and we are committed to protect and preserve the environment. We have worked with the Forest Research Institute Malaysia (“FRIM”) Biodiversity Department to create and enhance our sustainability activities through tree planting and other projects that are related to the protection of the environment. Our tree planting activity is on-going and we have planted approximately 15,000 trees in the vicinity of our manufacturing facility.

In April 2016, Spritzer organised a month-long recycling campaign whereby a recycling collection counter was set up at Spritzer EcoPark, Taiping. Employees and the public were able to send unused items of paper, plastic, metal and electronic products for recycling purposes. Proceeds from disposal of the recycled materials are for charity causes.

Various other on-going green initiatives undertaken by Spritzer are as follows:

- Packaging reduction and light-weighting. By reducing the weight of packaging through innovative design and new packaging solutions, the consumption of plastic raw materials, as well as the energy cost required to produce the packaging is reduced. Spritzer bottles are designed to be easily collapsible for disposal, this saves up to at least 65% of recycling space.
- Use of plastic polyethylene terephthalate (“PET”) materials which is 100% recyclable, as packaging.

- Invest in innovative technology including advanced technology machinery and systems in the manufacturing process to increase automation therefore increasing productivity and at the same time conserve energy, reduce PET material consumption, and production waste.
- Invest in process and resource efficiency management projects which utilise information technology to improve efficiency in business processes and to reduce paper consumption in the work place.
- Optimise transportation and logistics by engaging in efficient and effective delivery and distribution systems in the effort to minimise fuel consumption and exploring the use of alternative fuel, hence reducing Carbon Dioxide (“CO<sub>2</sub>”) emissions.
- Promote recycling amongst consumers by organising green campaigns throughout the country to help raise public awareness on environmental issues and the importance of recycling.

### MARKET PLACE

In dealing with suppliers, customers, shareholders and other stakeholders, Spritzer holds firm to corporate ethics which serve as a compass in doing business responsibly and in the long term interest of our stakeholders. Spritzer practises the principals of good corporate governance and ethical business conduct, in addition to complying with the rules and regulations of the law. Our commitment to good corporate governance and the continuous improvement on corporate governance is further elaborated in the Statement on Corporate Governance of this Annual Report.

Spritzer supports green initiatives/products and takes this into account during suppliers and vendors selection process and also in other stages of our procurement process. Our objective is to select suppliers and vendors that will complement our



# CORPORATE SOCIAL RESPONSIBILITY



efforts to improve sustainability of our products and at the same time reduce cost, improve product quality and ultimately creating a sustainable and efficient supply chain.

At Spritzer, we are committed to providing our customers with the highest level of satisfaction. We engage and interact with our customers and consumers via our official website, Facebook page, Twitter, Instagram and WeChat. There is also a dedicated customer hotline for direct communication on products and services. We provide consumers with tips on living a healthy lifestyle and information regarding our products, in particular our “Spritzer” brand mineral water which contains high level of Silicon or Orthosilicic Acid (“OSA”). A research previously conducted by Professor Christopher Exley of Keele University, UK found that daily intake of Spritzer, a Silicon-Rich mineral water helped remove aluminium, a known neurotoxin from the human body. Aluminium has been linked to causing of the Alzheimer’s disease.

## COMMUNITY

Spritzer cares about the well-being of the communities and believes in sharing and giving back to the communities for the improvement in overall well-being and to promote growth within our communities. This journey has been an on-going one and will continue into the future and we take pride that we are able to serve and contribute to the communities.

We continued to collaborate and work closely with the Taiping local authorities by contributing and maintaining the street light boxes at popular tourist attractions such as the Taiping Zoo, road signs and billboards on highways, for the purpose of beautifying and promoting Taiping as a heritage town.

### • Spritzer EcoPark

Spritzer EcoPark is a recreational park situated inside the 330 acres of greenery where our eco-friendly factory in Taiping is located and has been in operations since August 2015. The park, which is open to the public has since been one of the major attractions of Taiping. The facilities of this park include an 18-hole mini golf course, kids’ arts and craft centre and cafeteria. The park is also home to “Cactus Rock”, a 214 million year old rock that is one of the main attractions. Public of all ages and walks of life are welcomed to enjoy the park, visitors can also request for a factory tour during their visit to the park. Our contribution towards the promotion of Perak State tourism has received recognition from Tourism Perak.

### • Zumba

Weekly Zumba dance classes led by a qualified instructor are held at Spritzer EcoPark for the employees and the public, free of charge.

### • Blood Donation Campaign

In October 2015, Spritzer undertook a joint effort with Taiping Hospital in a blood donation program held at



## CORPORATE SOCIAL RESPONSIBILITY

Spritzer headquarters to get employees to donate blood for a good cause. The campaign was successful in helping Taiping Hospital improve its blood bank shortage.

### • IFTAR pack

During the holy month of Ramadhan, Spritzer undertook a joint effort with radio station im4U to distribute breakfast IFTAR packs consisting of light food, mineral water and dates to civil servants on duty at hospitals, fire stations and police stations in Kuala Lumpur and Selangor during breaking fast time.

### • Taiping Zoo animal adoption programme

Spritzer has adopted two Indian bison (Seladang) of the Taiping Zoo.

Our community outreach programmes include regular and ad-hoc contributions in cash and in kind to schools, the homeless, under privileged children's homes, associations, local temples and mosques and to other charitable entities. Other activities undertaken by Spritzer include annual and regular sponsorships of sporting, entertainment, educational and cultural events.

Below are some of the other community programmes and sporting events sponsored by Spritzer during the year:

- Raintown Half Marathon 2015 held at Padang Esplanade Taiping;
- EFN 3 Champions League 2015 (Muaythai) held at Kuala Lumpur Badminton Stadium;
- Spritzer Taiping Open Badminton Championship 2015 held in Taiping;
- 3<sup>rd</sup> Ipoh International Waiters Race held in Ipoh;
- Ipoh Starwalk 2016 held in Ipoh;

- New Vision Badminton Academy ("NV") and Art Sport, badminton academies in Selangor and Penang, respectively. The academies provide long term and short term, intensive and exclusive badminton training programmes in Malaysia and overseas. The academies also identify and train potential badminton players in Malaysia and also organise and arrange for tournaments for potential badminton players to participate and gain experience;
- Malaysia Basketball Association ("MABA") Cup Basketball Tournament, MABA Agong Cup National Youth Basketball Championship, MABA/MILO 15 & Under Lum Mun Chak Cup National Basketball Championship and MABA 17 & Under National Junior Basketball Championship;
- Spritzer Cup Basketball Tournament, Kota Kinabalu, Sabah;
- Spritzer Cup Written English Competition, Perak;
- Petronas Cub Prix events;
- Hua Lian High School Anniversary Charity Fair 2016;
- Taiping Children's Home Visit to Spritzer EcoPark; and
- Charity car wash held at Spritzer EcoPark where proceeds from car wash were donated to Sekolah Semangat Maju Taiping for special needs children.

Regular plant tours are conducted for school children, government department officers, suppliers, customers, members of clubs and associations and also members of the public. Spritzer welcomes the public to visit its plant in Taiping and is transparent about its manufacturing process for education purpose as well as to boost confidence amongst the consumers on the quality of our processes and products. During the visit, visitors will be able to obtain valuable information about types of water, the health benefits of drinking sufficient water as well as the special characteristic and health benefits of Silicon.





## CORPORATE SOCIAL RESPONSIBILITY



### WORK PLACE

Spritzer recognises that our employees are our greatest asset; they are major contributors to our success and play a critical part in helping the Group achieve its business objectives. Therefore, we strongly believe in the continuous development in technical and non-technical skills, performance management and growth of our people.

Spritzer also recognises that to maintain a competitive edge, we need to attract and retain talent. One of the ways is by establishing the Employees' Share Option Scheme ("ESOS") in March 2012 for eligible employees and directors as a way of appreciating and recognising their contributions towards the Group.

Our human capital development programmes include in-house and external training and seminars, provision of information/knowledge sharing platform to encourage communication and to improve knowledge sharing. High performing employees will be identified and enrolled in executive training programme to help them improve skills and knowledge and at the same time building peer-to-peer networking and self-confidence to become successful leaders in our organisation.

Spritzer is committed to providing a healthy and safe working environment to our people so as to maximise their performance and productivity, we strive to continuously improve on this area and our commitment has been documented in our Employee Handbook. Regular social, sports competition and team building activities including futsal, treasure hunt, badminton, basketball, mini-golf, tele-matches, annual dinners and family day outings are carried out by the Sports and Recreation Club ("SRC") for employees to facilitate communication and to promote family values, health and vitality at the same time. Cash prizes are awarded to winners of competition organised by the SRC to boost motivation and to reward active participation. Weekly Zumba and Yoga classes that are led by professional instructors are organised in office for employees who enjoy good exercise and team building.



# CORPORATE SOCIAL RESPONSIBILITY

Sekolah Semangat Maju  
Charity Food Carnival

APRIL 17, 2016



JUNE 17, 2016



Spritzer Cup Under 15  
Basketball Tournament

Plant Visit



OCTOBER 20, 2015



Blood Donation Program

Zumba



Spritzer Eco Ride

OCTOBER 31, 2015



JULY 11, 2015

Taiping Children's Home Visit to Spritzer



# DIRECTORS' PROFILE

## DATO' LIM A HENG @ LIM KOK CHEONG, JSM, DPMP, JP

*Non-Independent Non-Executive Chairman*

Dato' Lim Kok Cheong, aged 71, male, a Malaysian and was appointed to the Board on June 22, 2000.

He has more than 42 years of experience in the trading and manufacturing of edible oils and consumer products industry.

He is the Life Honorary President of both the Associated Chinese Chambers of Commerce and Industry of Malaysia and the Perak Chinese Chamber of Commerce and Industry. He is the Chairman of Poi Lam High School (Suwa) and the Honorary President of Perak Hock Kean Association and the Federation of Hokkien Associations of Malaysia.

He is the Executive Chairman of Yee Lee Corporation Bhd and the Chairman of Yee Lee Organization Bhd.

He is a director and major shareholder of Yee Lee Corporation Bhd; and a director of Yee Lee Holdings Sdn Bhd; He is the spouse of Datin Chua Siok Hoon, all of whom are the major shareholders of the Company. Besides, he is a brother of Dato' Lim Kok Boon and the uncle of Mr. Lim Seng Lee and Mr. Lim Hock Lai.

## DATO' LIM KOK BOON, DPMP

*Managing Director*

Dato' Lim Kok Boon, aged 61, male, a Malaysian and was appointed to the Board on June 22, 2000.

He is a Past President/Consultant of the Asia Middle East Bottled Water Association (ABWA). He is also the adviser to the Board of Governors of Hua Lian High School, Taiping.

He has been involved in the sales and distribution of biscuits, confectionery and bottled drinks since 1979. He was instrumental in the growth of Chuan Sin Sdn Bhd, a wholly-owned subsidiary of the Company, when it successfully switched to the production of bottled water in 1988. Since then, he has been overseeing the entire day-to-day operations of Spritzer Bhd Group.

He is a brother of Dato' Lim Kok Cheong and the brother-in-law of Datin Chua Siok Hoon, both of whom are the major shareholders of the Company. He is the spouse of Datin Lai Yin Leng and the father of Mr. Lim Seng Lee, the Group Chief Executive Officer of the Company and Mr. Lim Hock Lai.

## LIM SENG LEE

*Executive Director and Group Chief Executive Officer*

Lim Seng Lee, aged 41, male, a Malaysian and was appointed to the Board on October 15, 2015. He has been redesignated to Group Chief Executive Officer of the Company with effect from April 28, 2016. He graduated with a Bachelor of Science in International Business from San Francisco State University, United States.

He joined Spritzer Bhd as a Sales Executive in 2003. He was promoted to Marketing Manager in year 2007 and until to date, he has been involved in sales and marketing activities in the bottled water market.

In 2008, he took the position of Deputy General Manager and was responsible to assist the Managing Director and General Manager to plan and set up the company's policy and objectives. At the same time, he was involved in strategic planning and Corporate Social Responsibility of the Company. In 2011, he has been promoted to be the Group General Manager and responsible to oversee and ensures the overall operation activities of the Company are in accordance with the Company's policies and objectives. He is the Country Representative (Malaysia) of the Asia Middle East Bottled Water Association (ABWA).

He is a member of ESOS Committee of the Company.

He is a son of Dato' Lim Kok Boon, the Managing Director of the Company and Datin Lai Yin Leng. He is also a nephew of Dato' Lim Kok Cheong, the Chairman of the Company and Datin Chua Siok Hoon, both of whom are the major shareholders of the Company. He is also the brother of Mr. Lim Hock Lai.

## DIRECTORS' PROFILE

### CHUAH CHAW TEO

*Executive Director*

Chuah Chaw Teo, aged 65, male, a Malaysian and was appointed to the Board on May 16, 1994. He graduated with a Bachelor of Science (Honours) Degree in 1975 and Doctorate in Applied Organic Chemistry in 1979 from University of Otago, New Zealand.

He worked as a teaching assistant in Polymer Laboratory, State University of New York from 1980 to 1982 and as a Research Associate in University of Malaya in 1982. From 1983 to June 1997, he worked for Yee Lee Corporation Bhd in various capacities as Chief Chemist, Research and Development Manager and later as General Manager of Research and Development Department. He joined Chuan Sin Sdn Bhd as its General Manager in July 1997 and responsible for the product development, quality control and improvement of Chuan Sin Sdn Bhd's products.

He was a member of the Committee set up by the Standards and Industrial Research Institute of Malaysia (SIRIM) in 1991 to produce a draft on Malaysian Standards Specification on Natural Mineral Water. Presently, he is the Chairman of the Federation of Malaysian Manufacturers Bottled Water Group and also the Chairman of the Environmental and Technical Committee of the Asia Middle East Bottled Water Association (ABWA). He is a Fellow of the Institute of Kimia Malaysia (IKM) since September 2014. Besides, he is a member of the Industry Advisory Panel for Applied Chemistry Programme at the Universiti Teknologi Petronas (UTP). He is a Director of Hovid Berhad.

He is the Chairman of ESOS Committee of the Company.

### LAM SANG

*Executive Director*

Lam Sang, aged 66, male, a Malaysian and was appointed to the Board on December 28, 2001. He has more than 30 years of experience in the manufacturing and marketing of plastic products and toothbrush. He is the Deputy President of Perak Hock Kean Association and Vice Chairman of Poi Lam High School.

Prior to joining Golden PET Industries Sdn Bhd, a wholly-owned subsidiary of the Company, he was the Sales Manager of United Plastic Sdn Bhd, a plastic manufacturing company from 1973 to 1980.

He is a member of ESOS Committee of the Company.

### CHOK HOOA @ CHOK YIN FATT , PMP

*Non-Independent Non-Executive Director*

Chok Yin Fatt, aged 69, male, a Malaysian and was appointed to the Board on December 28, 2001. He graduated with a Bachelor Degree in Business Studies from Curtin University of Technology, Australia and Master in Business Administration from University of Strathclyde, United Kingdom. He is a Chartered Accountant of the Malaysian Institute of Accountants, fellow members of CPA Australia and Malaysian Institute of Chartered Secretaries and Administrators and a member of the Malaysian Institute of Certified Public Accountants.

He has extensive experience in the field of financial management, accounting and corporate secretarial functions. He was attached to UAC Berhad from 1974 to 1982. In 1982, he joined Yee Lee Corporation Bhd as Chief Accountant and was promoted to the Board as an Executive Director in 1990.

He is a Director of OKA Corporation Bhd and Yee Lee Corporation Bhd, and other public companies which are not listed on the Bursa Malaysia Securities Berhad including Yee Lee Organization Bhd and MSHK Corporation Bhd. He is also the Chairman of the Remuneration Committee and a member of the Audit Committee of the Company.



## DIRECTORS' PROFILE



### DATO ' IR. NIK MOHAMAD PENA BIN NIK MUSTAPHA , DIMP

#### *Independent Non-Executive Director*

Dato' Ir. Nik Mohamad Pena bin Nik Mustapha, aged 65, male, a Malaysian and was appointed to the Board on July 14, 1997. He obtained a Degree of Bachelor of Science (Civil Engineering) from University of Glasgow, United Kingdom in 1975. He holds the memberships in the following professional bodies, namely the Board of Engineers Malaysia, Institution of Engineers Malaysia, Institution of Highways and Transportation United Kingdom and Association of Consulting Engineers Malaysia. He advises the Board members on all matters relating to civil and structural aspect of the Group's buildings.

He is a consultant engineer and the Managing Director of Nik Jai Associates Sdn Bhd, a company of civil and structural engineering consultants. He started his career as a civil engineer with Jabatan Kerja Raya (JKR) in 1975 and was promoted to the post of Senior Executive Engineer in 1980. He left JKR in 1983 and joined an engineering consulting firm. In 1985, he set up his own partnership firm, Nik Jai Associates. In 1990, he incorporated his company, Nik Jai Associates Sdn Bhd which specialises in multi-storey buildings, highways, bridges and water resources.

He is a Director of Yee Lee Corporation Bhd, the Chairman of the Audit Committee and Nomination Committee of the Company.

### DATO' MOHD ADHAN BIN KECHIK, DJMK, SMK

#### *Independent Non-Executive Director*

Dato' Mohd Adhan bin Kechik, aged 61, male, a Malaysian and was appointed to the Board on May 16, 1994. He graduated with a Bachelor of Laws (Honours) Degree and Master of Laws Degree from University of Malaya. He have been appointed by the Minister of Plantation Industries and Commodities as the Chairman of the National Kenaf and Tobacco Board (Lembaga Kenaf dan Tembakau Negara) with effective from September 1, 2015.

He is a lawyer by profession. Currently, he is practising as a partner at Messrs. Adhan & Yap. Prior to setting up his own

private practice in Kota Bharu, Kelantan in 1984, he was attached to the Legal and Judicial Department for five years serving in the Magistrate Court, High Court, Public Trustee's office and Attorney General's office before being appointed the Legal Adviser to the Ministry of Transport in 1983. He also served the State Government of Kelantan for four years as Menteri Besar's political secretary from 1986 to 1990. He is an elected State Assemblyman of Kelantan for Kemahang from 1995 to 1999 and Bukit Bunga since 2004.

He is a Director of Yee Lee Corporation Bhd, a member of the Audit Committee, Nomination Committee and Remuneration Committee of the Company.

### KUAN KHIAN LENG

#### *Independent Non-Executive Director*

Kuan Khian Leng, aged 40, male, a Malaysian and was appointed to the Board on January 25, 2007. He graduated with a Bachelor in Civil Engineering (First Class Honours) and Master in Management Science & Operational Research from University of Warwick, United Kingdom.

He started his career as a Civil and Structural Engineer in Sepakat Setia Perunding Sdn Bhd in year 2000. In March 2002, he joined Citibank Berhad as Assistant Manager and subsequently held several managerial positions in the Marketing, Project Management and Risk Management departments. In July 2006, he held the position of Business Intelligence Head in Kuwait Finance House (Malaysia) Berhad.

Currently, he is a member of the Audit Committee, Nomination Committee and Remuneration Committee of the Company.

#### **Note:-**

Save as disclosed, none of the above Directors have:-

- 1) any family relationship with any Director and/or major shareholder of the Company;
- 2) any conviction for offences within the past five years other than traffic offences, if any;
- 3) any public sanction or penalty imposed by the relevant regulatory bodies during the financial year; and
- 4) any conflict of interest with the Company, other than the permitted recurrent related party transactions and share buy-back authority as disclosed in the Circular to Shareholders.



# KEY SENIOR MANAGEMENT'S PROFILE



## LIM HOCK LAI

*Sales and Operations Director*

Lim Hock Lai, aged 39, male, a Malaysian and joined Chuan Sin Sdn Bhd in September 2008 as the Business Manager. He was promoted to Head of Sales and Marketing in August 1, 2009 and responsible in sales and marketing activities in bottled water market of the Group. He is holding the position as a Sales and Operations Director since July 1, 2013 and is responsible for the sales and performance of Chuan Sin Sdn Bhd's Shah Alam branch and Angenet Sdn Bhd.

He graduated with a Bachelor of Information Systems from Swinburne University of Technology at Melbourne, Australia. He joined Nagase & Co, Ltd, a Japanese trading company as a Sales Executive and subsequently joined Clariant International Ltd, a Swiss chemical company as a Sales Manager prior to joining Chuan Sin Sdn Bhd in 2008.

He is a son of Dato' Lim Kok Boon, the Managing Director of the Company and Datin Lai Yin Leng. He is also a nephew of Dato' Lim Kok Cheong, the Chairman of the Company and Datin Chua Siok Hoon, both of whom are the major shareholders of the Company. He is also the brother of Mr. Lim Seng Lee, the Group Chief Executive Officer of the Company.



## SOW YENG CHONG

*Group Financial Controller*

Sow Yeng Chong, aged 59, male, a Malaysian and joined Spritzer Bhd in October 2009 as the Group Financial Controller. He also serves as Joint Company Secretary of the Company since 2010.

He has wide working experience in the field of accounting and corporate finance.

He started his career in 1981 as an Audit Assistant with Payne Davies & Co and subsequently worked as an Accountant of Far East Marble & Handicraft Sdn Bhd.

He was employed by Yee Lee Corporation Bhd from 1985 to 1997 in various capacities and his last position being the Group Financial Controller and Joint Company Secretary. He was a remisier with TA Securities Holdings Bhd from 1997 to 2009.

He is a Non-Independent Non-Executive director of Yee Lee Corporation Bhd, a company listed on the Main Market of Bursa Malaysia Securities Bhd. He is also a director of Kumpulan Belton Berhad, a non-listed public company. He is also a member of Malaysian Institute of Accountants.



## CHONG MEE YOONG

*Deputy General Manager*

Chong Mee Yoong, aged 51, female, a Malaysian and joined Chuan Sin Sdn Bhd in 1991 as a Food Technologist and is currently holding the position of the Deputy General Manager of Chuan Sin Sdn Bhd since July 2013. She oversees the plant operations and Quality Assurance Department of Chuan Sin Sdn Bhd.

She graduated with a Bachelor of Science (Hons) in Food Science and Nutrition from National University of Malaysia. Prior to joining Chuan Sin Sdn Bhd, she worked as a Food Technologist with Yee Lee Edible Oils Sdn Bhd in 1990.

### **Note:-**

Save as disclosed, none of the above Key Senior Management has:-

- 1) any family relationship with any Director and/or major shareholder of the Company;
- 2) any conviction for offences within the past five years other than traffic offences, if any;
- 3) any public sanction or penalty imposed by the relevant regulatory bodies during the financial year; and
- 4) any conflict of interest with the Company.



# AUDIT COMMITTEE REPORT

The Board of Directors of Spritzer is pleased to present the Audit Committee (“AC”) Report for the financial year ended May 31, 2016.

The purpose, authority, composition, membership, meetings and responsibilities of the AC are set out in the AC Charter which can be viewed at the Company’s website at <http://www.spritzer.com.my>.

## MEMBERS OF THE AUDIT COMMITTEE

The AC comprises the following four (4) non-executive Board members:-

### Chairman

Dato’ Ir. Nik Mohamad Pena bin Nik Mustapha  
*Independent Non-Executive Director*

### Members

Chok Hooa @ Chok Yin Fatt  
*Non-Independent Non-Executive Director*

Dato’ Mohd Adhan bin Kechik  
Kuan Khian Leng  
*Independent Non-Executive Directors*

### Composition

The AC, appointed by the Board from amongst its members, presently comprises four (4) Non-Executive Directors, with a majority being independent directors. The Independent Directors satisfy the test of independence under Paragraph 1.01 of the Listing Requirements. The Chairman is elected from among the members and is an independent director pursuant to Paragraph 15.10 of the Listing Requirements.

Mr. Chok Hooa @ Chok Yin Fatt is a member of the Malaysian Institute of Accountants. In this respect, the Company is in compliance with Paragraph 15.09(1)(c)(i) of the Listing Requirements.

### Meetings

The AC held four (4) meetings during the financial year ended May 31, 2016. The attendance of the AC members is as follows:-

AC Members	Attendance
Dato’ Ir. Nik Mohamad Pena bin Nik Mustapha	4/4
Chok Hooa @ Chok Yin Fatt	4/4
Dato’ Mohd Adhan bin Kechik	4/4
Kuan Khian Leng	4/4



# AUDIT COMMITTEE REPORT

## SUMMARY OF WORKS OF THE AUDIT COMMITTEE

During the financial year ended May 31, 2016, the AC had discharged its duties and responsibilities by carrying out the following works and activities:-

### **Financial Reporting**

1. Reviewed the quarterly financial statements including the draft announcements pertaining thereto, and make recommendations to the Board for approval of the same as follows:-

Date of meetings	Review of quarterly financial statements
July 30, 2015	Fourth quarter results as well as the audited financial statements of the Group for the financial year ended May 31, 2015
October 15, 2015	First quarter results for the financial year ended May 31, 2016
January 28, 2016	Second quarter results for financial year ended May 31, 2016
April 28, 2016	Third quarter results for financial year ended May 31, 2016
July 28, 2016	Fourth quarter results as well as the audited financial statements of the Group for the financial year ended May 31, 2016

The above review is to ensure that the Company's quarterly financial reporting and disclosures present a true and fair view of the Group's financial position and performance and are in compliance with the Malaysian Financial Reporting Standards, International Financial Reporting Standards and the provisions of the Companies Act, 1965 in Malaysia;

2. Review with the management on any significant accounting and reporting issues, including complex or unusual transactions and highly judgmental areas, and recent professional and regulatory pronouncements, and understand their impact on the financial statements and steps taken to address the matters.

### **Risk Management and Internal Control**

1. Deliberated and reviewed with the Group Risk Management Advisory Committee on the Group's risk profile, the key risks identified and the risk management process to ensure that all high and critical risk areas are being addressed;
2. Reviewed with the management and internal auditors on the adequacy and effectiveness of the internal control system to ensure compliance with the internal controls and procedures set up within the Group and adequate scope coverage over the activities of the Group;
3. Reviewed the Statement on Risk Management and Internal Control for inclusion in the Annual Report 2016.

### **External Audit**

1. Discussed and considered the significant accounting and auditing issues arising from the interim audit as well as the final audit with the External Auditors. The AC also had a private discussion with the External Auditors on April 28, 2016 without the presence of Management during the review of the Professional Services Planning Memorandum for the financial year ended May 31, 2016 to discuss any fraudulent case and/or problems/issues arising from the audit review;
2. Reviewed with the External Auditors at the meeting held on April 28, 2016, their audit plan in respect of the financial year ended May 31, 2016, outlining the auditors' responsibilities, materiality, significant risks, areas of audit focus, fraud consideration, internal control plan, involvement of internal auditors and component auditors, timing of audit, engagement quality control, independence policies and procedures and also on financial reporting updates;



## AUDIT COMMITTEE REPORT

3. Reviewed and evaluated the performance, independence, effectiveness and the confirmation of independence from the external auditors. In respect of the financial year ended May 31, 2016, Messrs. Deloitte (“Deloitte”) has re-affirmed their independence to act as Company’s External Auditors in accordance with the relevant professional and regulatory requirements.

The AC, having been satisfied with the performance, independence and suitability of Deloitte, had recommended to the Board for approval of the re-appointment of Deloitte as External Auditors for the financial period ending December 31, 2016 at its meeting held on July 28, 2016 at a fee to be determined later.

### **Internal Audit**

1. Reviewed and approved the Internal Audit Plan for the financial year ended May 31, 2016 to ensure that the scope and coverage of the internal audit of the Group is adequate and comprehensive;
2. Reviewed the quarterly internal audit reports and considered the findings and recommendations made including the Management’s responses and the corrective action, if necessary. The Internal Auditors monitored the implementation of management’s action plans on outstanding issues through follow up audits to ensure that all key risks and weaknesses were being properly addressed;
3. Reviewed the performance and effectiveness of the internal audit function.

### **Other activities**

1. Reviewed on a quarterly basis, the recurrent related party transactions entered into by the Company and the Group to ascertain that the transactions are conducted at arm’s length and on normal commercial terms which are not more favourable to the related parties than those generally available to the public and are not to the detriment of the minority shareholders;
2. Reviewed and/or updated the Group’s Code of Conduct, Corporate Disclosure Policy, Whistle Blowing Policy and AC Charter prior to recommendation to Board for approval;
3. Reviewed the AC Report and Statement on Corporate Governance for inclusion in the Annual Report 2016 before recommending to the Board for approval.

The Group does not have an internal audit department of its own and had therefore engaged the services of a related party to carry out such tasks. The costs incurred for the internal audit function in respect of the financial year ended May 31, 2016 is RM83,000.

### **SUMMARY OF WORKS UNDERTAKEN BY A RELATED PARTY ENGAGED TO CARRY OUT INTERNAL AUDIT FUNCTION**

The Company has engaged a related party, Yee Lee Edible Oils Sdn Bhd, to perform internal audit function for the Group. The outsourced internal auditors assisted by our internal audit staff have performed routine audit on all operating units within the Group, with emphasis on principal risk areas. The planning and conduct of audits based on the risk profile of the business units of the Group is in line with the approach adopted in the Enterprise Risk Management of the Group. Their audit scope include regular independent assessments and systematic review of the adequacy, efficiency and effectiveness of the Group’s internal control system. The internal auditors also undertake to conduct special audits from time to time as requested by the senior management.

Audit assignments were performed during the year on subsidiary companies of the Group covering assets management, cash collections and credit control, inventory, purchasing and sales, operations and compliance to quality management system. Audit reports incorporating the findings and recommendations for corrective actions on the systems and control weaknesses are presented to the Management concerned and thereafter to the AC for appraisal and review. The Management will ensure all remedial actions have been taken to resolve the audit issues highlighted in the audit reports within a reasonable time frame. Significant issues will be highlighted by the AC to the Board on quarterly basis.





# STATEMENT ON CORPORATE GOVERNANCE

Spritzer Bhd adheres to high standards of corporate governance practices under the leadership of the Board of Directors (“Board”), as guided by the Malaysian Code on Corporate Governance 2012 (“MCCG 2012”). It is being applied as a fundamental part of discharging the directors’ responsibilities to protect and enhance shareholders’ value.

The following sections explain how the Group has applied the key principles of the MCCG 2012 and the extent of its compliance with the recommendations throughout the financial year ended May 31, 2016. The reason for not applying specific principles in MCCG 2012 is explained in this statement.

## 1. ESTABLISH CLEAR ROLES AND RESPONSIBILITIES

### 1.1 Clear Functions of the Board and Management

The Board is responsible for formulating and reviewing the strategic plans and key policies of the Company, and charting the course of the Group’s business operations whilst providing effective oversight of Management’s performance, risk assessment and controls over business operations. The Board is ultimately responsible for the stewardship of the Company and its Group. However, the Board does not actively manage but rather oversees the management of the Group which is delegated to the Managing Director, Group Chief Executive Officer, Executive Directors and other officers of the Group.

To ensure the effective discharge of its function and responsibilities, the Board delegates some of the Board’s authorities and discretion to the Managing Director, Group Chief Executive Officer and Executive Directors, representing the Management as well as to properly constituted Board Committees, namely the Audit Committee, Nomination Committee, Remuneration Committee and Employees’ Share Options Scheme Committee, which are entrusted with specific responsibilities to oversee the Group’s affairs, with authority to act on behalf of the Board in accordance with their respective Terms of Reference. The ultimate responsibility for the final decision on all matters deliberated in these Committees, however, lies with the Board. Besides that, the Chairman of the relevant Board Committees also reports to the Board on key issues deliberated by the Board Committees at their respective meetings.

The Board may also delegate specific functions to ad hoc committees as and when required. The powers delegated to these committees are set out in the Terms of Reference of each of the Committees as approved by the Board.

In addition, the Board is guided by the documented and approved Board Charter which sets out the roles, functions, authority, responsibilities, membership, key matters reserved for the Board, relationships with management and other matters. The Board Charter can be viewed at the Company’s website at <http://www.spritzer.com.my>.

The Board will review the Board Charter as and when required and update the charter in accordance with the needs of the Company and any new regulations that may have an impact on the discharge of the Board’s responsibilities to ensure its effectiveness.

### 1.2 Clear Roles and Responsibilities

The Board provides stewardship to the Group’s strategic direction and operations, and ultimately the enhancement of long-term shareholders’ value. The Board is primarily responsible for:-

- input into and final approval of management development of corporate strategy, including setting performance objectives;
- monitoring corporate performance;
- approving major capital expenditure, acquisitions and divestitures, and monitoring capital management;
- monitoring and reviewing management processes aimed at ensuring the integrity of financial and other reporting with the guidance of the Audit Committee;
- reviewing, ratifying and monitoring systems of risk management and internal control under the guidance of the Audit Committee;
- selecting, appointing and evaluating from time to time the performance of, and planning succession of the Managing Director under the guidance of the Nominating Committee;



## STATEMENT ON CORPORATE GOVERNANCE

- reviewing and approving remuneration of the Managing Director, Group Chief Executive Officer, Executive Directors and the Non-Executive Directors under the guidance of the Remuneration Committee;
- monitoring Board composition, processes and performance with the guidance of the Nominating Committee; and
- performing such other functions as are prescribed by law or are assigned to the Board.

In carrying out its responsibilities and functions, the Board may delegate any of its powers to a Board Committee, a Director, employee or other person subject to ultimate responsibility of the Directors.

### 1.3 Formalised Ethical Standards through Code of Ethics and Conduct

The Board has formalised a Directors' Code of Ethics and Conduct that is incorporated in the Board Charter, which sets out the standard of conduct expected of Directors, with the aim to cultivate good ethical conduct that permeates throughout the Group through transparency, integrity and accountability.

Directors are required to disclose any conflict of interest situations or any material personal interest that they may have in the affairs of the Group as soon as they become aware of the interest and abstain themselves from any deliberations on the matter.

### 1.4 Sustainability of Business

The Board views the commitment to sustainability and environmental, social and governance performance as part of its broader responsibility to customers, consumers, shareholders, employees, the communities and environment in which it operates. Report on such activities is set out in its Corporate Social Responsibility on pages 18 to 23 of this Annual Report.

### 1.5 Access to Information and Advice

The Directors have the right to access all information pertaining to the Group for the purpose of discharging their duties. The Directors are provided with an agenda, reports and other relevant information prior to Board Meetings, covering various aspects of the Group's operations, so that they have a comprehensive understanding of the matters to be deliberated upon to enable them to arrive at an informed decision. All scheduled meetings held during the year were preceded with a formal agenda issued by the Company Secretary. Senior management and advisers are invited to attend Board meetings, where necessary, to provide additional information and insights on the relevant agenda items tabled at Board meetings. Every Director has individual and independent access to the advice and dedicated support services of the Company Secretaries in ensuring the effective functioning of the Board.

In addition, the Board may seek independent professional advice at the Company's expense on specific issues to enable it to discharge its duties in relation to matters being deliberated. During the year, no external expert was separately engaged by the Board for advice.

### 1.6 Qualified and Competent Company Secretaries

The Board is supported by two (2) professionally qualified Company Secretaries who individually has more than ten (10) years of corporate secretarial experience.

The Company Secretaries play an important advisory role and is a source of information and advice to the Board and its Committees on issues relating to compliance with laws, rules, procedures and regulations affecting the Company and Group.

The Board is regularly updated and apprised by the Company Secretaries on new regulations issued by the regulatory authorities. The Company Secretaries also serve notice to the Directors and Principal Officers to notify them of closed periods for trading in the Company's shares. The Company Secretaries attend and ensure that all Board meetings are properly convened and that accurate and proper records of the proceedings and resolutions passed are taken and maintained in the statutory register of the Company. The Company Secretaries work closely with the Management to ensure that there are timely and appropriate information flows within and to the Board and Board Committees.



# STATEMENT ON CORPORATE GOVERNANCE

## 2. STRENGTHEN COMPOSITION

### 2.1 Nomination Committee

The Nomination Committee is responsible for assessing the performance of the existing Directors and identifying, nominating, recruiting, appointing and orientating new Directors. It assists the Board in reviewing on an annual basis the overall composition, appropriate balance and size of Non-Executive participation and in establishing procedures and processes towards an annual assessment of the effectiveness of the Board as a whole and contribution of each individual Director and Board Committee members.

The Nomination Committee comprises three (3) independent and non-executive directors with Dato' Ir. Nik Mohamad Pena bin Nik Mustapha as its Chairman.

The Nomination Committee meets at least once in a year with additional meetings to be convened, if necessary. During the financial year under review, the Nomination Committee had met twice and full attendance by the members was recorded.

The members of the Nomination Committee and records of attendance of each member at the Nomination Committee meetings held during the financial year ended May 31, 2016 are as follows:-

	Number of meetings attended
<b>Chairman</b>	
Dato' Ir. Nik Mohamad Pena bin Nik Mustapha, DIMP <i>Independent Non-Executive Director</i>	2/2
<b>Members</b>	
Dato' Mohd Adhan bin Kechik, DJMK, SMK <i>Independent Non-Executive Director</i>	2/2
Kuan Khian Leng <i>Independent Non-Executive Director</i>	2/2

The Terms of Reference of the Nomination Committee is available on the Company's website at <http://www.spritzer.com.my>.

The summary of the activities carried out by the Nomination Committee during the financial year end are as follows:-

- a) reviewed and assessed the mix of skills, expertise, composition, size, experience and effectiveness of the Board and its Committees;
- b) evaluated the performance and effectiveness of the Board and its Committees and of each individual member;
- c) discussed and identified the training needs of the Directors for continuous education purpose;
- d) discussed and recommended the appointment of Mr. Lim Seng Lee as Executive Director;
- e) reviewed and recommended the re-designation of Mr. Lim Seng Lee as Group Chief Executive Officer;
- f) discussed and recommended the continuance in office of the Non-Independent Non-Executive Chairman;
- g) assessed and evaluated the independence of the Independent Non-Executive Directors based on roles and duties, integrity, governance and independent judgement and participation in meetings;
- h) recommended the retention of Independent Non-Executive Directors who have served on the Board for a cumulative tenure of more than nine (9) years;
- i) assessed and recommended to the Board for the re-election of the Directors who are due for retirement pursuant to Article 85 of the Company's Articles of Association, to be tabled to the shareholders at the forthcoming 23<sup>rd</sup> AGM; and
- j) assessed and recommended to the Board for the re-appointment of the Director who is over the age of seventy (70) years pursuant to Section 129(6) of the Act, to be tabled to the shareholders at the forthcoming 23<sup>rd</sup> AGM.

All recommendations of the Nomination Committee are subject to the endorsement of the Board.



## STATEMENT ON CORPORATE GOVERNANCE

### 2.2 Develop, Maintain and Review Criteria for Recruitment and Annual Assessment of Directors

The Board, together with the Nomination Committee, determines the size and composition of the Board subject to the provisions of the Company's Articles of Association. The composition and size of the Board is such that it will facilitate the decision making process of the Company. The Board comprises a minimum of one third of independent non-executive directors and comprises directors with a broad and relevant range of skills, diversity, expertise and experience.

#### (a) Recruitment or New Appointment of Directors

The Nomination Committee is responsible for identifying and recommending suitable candidates for Board membership and also for assessing the performance of the Directors on an on going basis. This process shall ensure that the Board membership accurately reflects the long-term strategic direction and needs of the Company while it determines the skills matrix needed to support the strategic direction and needs of the Company.

The process for the appointment of a new director is summarised in the sequence as follows:-

1. The candidate identified upon the recommendation by the existing Directors, senior management staff, shareholders and/or other consultants;
2. In evaluating the suitability of candidates to the Board, the Nomination Committee considers, inter-alia, the competency, experience, commitment, contribution and integrity of the candidates, and in the case of candidates proposed for appointment as Independent Non-Executive Directors, the candidate's independence;
3. Recommendation to be made by Nomination Committee to the Board if the proposed candidate is found to be suitable. This includes recommendation for appointment as a member of the various Board committees, where necessary; and
4. The final decision as to who shall be appointed as Director remains the responsibility of the full Board after considering the recommendation of the Nomination Committee.

As an integral element of the process of appointing new Directors, the Nomination Committee will ensure that Directors undergo an orientation programme to familiarise themselves with the Group's business, which include visits to the Group's various offices and factory premises and meetings with senior management. This is to facilitate their understanding of the Group's activities and to assist them in effectively discharging their duties.

#### (b) Gender Diversity Policy

The Board has no immediate plan to implement a gender diversity policy. In its selection for Board appointment, the Board believes in, and provides equal opportunity to candidates who have the skills, experience, core competencies and other qualities regardless of gender. The Board will, nevertheless, give consideration to the gender diversity objectives.

#### (c) Re-election and Re-appointment of Directors

In accordance with the Company's Articles of Association ("Articles"), all newly appointed Directors are subject to re-election by shareholders at the first annual general meeting ("AGM") after their appointments. The Articles also provide that one third of the remaining Directors be subject to re-election by rotation at each AGM provided always that all Directors shall retire from office once at least in each three years but shall be eligible for re-election.

Directors who are of or over the age of seventy years shall retire at the conclusion of the next AGM unless they are re-appointed as Directors in accordance with Section 129(6) of the Companies Act, 1965 ("Act").

The Nomination Committee is responsible for recommending to the Board those Directors who are eligible to stand for re-election and/or re-appointment.



## STATEMENT ON CORPORATE GOVERNANCE

The Directors who will retire by rotation and are eligible for re-election pursuant to Article 85 of the Company's Articles of Association at the forthcoming 23<sup>rd</sup> AGM are Dr. Chuah Chaw Teo, Mr. Chok Hooa @ Chok Yin Fatt and Mr. Kuan Khian Leng.

The Director who will retire and is eligible for re-appointment pursuant to Section 129(6) of the Act at the forthcoming 23<sup>rd</sup> AGM is Dato' Lim A Heng @ Lim Kok Cheong.

Their profiles are set out on pages 24 to 26 of this Annual Report.

### **(d) Annual Assessment**

The Nomination Committee conducted its formal annual evaluation and appraisal on the effectiveness of the Board, its Committees and the contribution of each director. The evaluation comprised assessment by individual directors and assessment of independence of independent directors. The assessment of individual director is based on specific criteria, covering areas such as Board composition and structure, principal responsibilities of the Board, the Board process, succession planning and Board governance.

There were no major concerns from the results of the annual assessment. The Nomination Committee, upon the review carried out, is satisfied that the size of the Board is optimum and that there is an appropriate mix of experience and expertise in the composition of the Board and its Committees.

Based on the annual board assessment and evaluation, the Nomination Committee has recommended the re-appointment of Dato' Lim A Heng @ Lim Kok Cheong as a director and the re-election of Dr. Chuah Chaw Teo, Mr. Chok Hooa @ Chok Yin Fatt and Mr. Kuan Khian Leng as directors at the forthcoming 23<sup>rd</sup> Annual General Meeting. The Board (saved for the interested directors) is satisfied that these four (4) directors have continued to contribute to the Board effectiveness and have discharged their responsibilities as directors.

An assessment and evaluation on the performance and effectiveness of the Audit Committee was undertaken by the Nomination Committee for the financial year ended May 31, 2016. The Nomination Committee is satisfied that the Audit Committee and its members have discharged their functions, duties and responsibilities in accordance with the Audit Committee Charter.

### **2.3 Directors' Remuneration**

The Remuneration Committee has three (3) members comprising two (2) Independent Non-Executive Directors and a Non-Independent Non-Executive Director.

The Remuneration Committee is responsible for setting the policy framework and makes recommendation to the Board on all elements of remuneration and terms of employment of Executive Directors and senior management. Non-Executive Directors' remuneration will be a matter to be decided by the Board as a whole with the Director concerned abstaining from deliberations and voting decisions in respect of his individual remuneration.

The Remuneration Committee is entrusted to assist the Board, amongst others, to recommend to the Board the remuneration of Executive Directors by linking rewards to the corporate and individual performance. The Remuneration Committee shall ensure that the level of remuneration is sufficient to attract and retain Directors of the quality required to manage the business of the Group.

The current remuneration payable to Non-Executive Directors comprises Directors' Fees which required shareholders' approval, allowances and equity-settled share based payment.

Meetings of the Remuneration Committee are held as and when necessary, and at least once a year. The Members met once, with full attendance, in the financial year ended May 31, 2016.



## STATEMENT ON CORPORATE GOVERNANCE

The details of the remuneration paid or payable to the Directors during the financial year by the Company and the Group categorised into appropriate components for the financial year ended May 31, 2016 are as follows:-

Directors' Remuneration	Salaries RM'000	Fee RM'000	Bonus RM'000	Equity-Settled Share Based	Others RM'000	Total RM'000
				Payments RM'000		
<b>GROUP</b>						
Executive Directors	1,771	151	908	152	370	3,352
Non-Executive Directors	-	158	-	104	394	656
	<b>1,771</b>	<b>309</b>	<b>908</b>	<b>256</b>	<b>764</b>	<b>4,008</b>
<b>COMPANY</b>						
Executive Directors	-	96	-	-	9	105
Non-Executive Directors	-	123	-	104	38	265
	-	<b>219</b>	-	<b>104</b>	<b>47</b>	<b>370</b>

Directors' remuneration are broadly categorised into the following bands:-

Range of Remuneration	GROUP Number of Directors		COMPANY Number of Directors	
	Executive Directors	Non-Executive Directors	Executive Directors	Non-Executive Directors
RM50,000 and below	-	1	4	2
RM50,001 to RM100,000	-	3	-	3
RM350,001 to RM400,000	-	1	-	-
RM400,001 to RM450,000	1	-	-	-
RM500,001 to RM550,000	1	-	-	-
RM950,001 to RM1,000,000	1	-	-	-
RM1,350,001 to RM1,400,000	1	-	-	-
	4	5	4	5

Directors' fees are subject to the approval by shareholders at the forthcoming 23<sup>rd</sup> AGM of the Company.

### 3. REINFORCE INDEPENDENCE

#### 3.1 Annual Assessment of Independence

The Board recognises the importance of independence and objectivity in its decision making process. The presence of the Independent Non-Executive Directors is essential in providing unbiased and impartial opinion, advice and judgment to ensure the interests of the Group, shareholders, employees, customers and other communities in which the Group conducts its businesses are well represented and taken into account.

The Board, through the Nomination Committee, assesses the independence of Independent Directors annually, taking into account the individual Director's ability to exercise independent judgment at all times and to contribute to the effective functioning of the Board.



## STATEMENT ON CORPORATE GOVERNANCE

The Board is satisfied with the level of independence demonstrated by all the Independent Non-Executive Directors and their ability to act in the best interests of the Company.

### 3.2 Tenure of Independent Directors

One recommendation of the MCCG 2012 states that the tenure of an independent director should not exceed a cumulative term of nine (9) years. However, the Nomination Committee and the Board have determined at the annual assessment carried out that Dato' Ir. Nik Mohamad Pena bin Nik Mustapha, Dato' Mohd Adhan bin Kechik and Mr. Kuan Khian Leng, who have served on the Board for a cumulative term of more than nine (9) years, remain objective and independent in expressing their views and in participating in deliberations and decision making of the Board and Board Committees. The length of their services on the Board does not in any way interfere with their exercise of independent judgment and ability to act in the best interests of the Company.

### 3.3 Shareholders' Approval for the Continuance in Office as Independent Non-Executive Directors

The Board on the review and recommendation made by the Nomination Committee, is unanimous in its opinion that the three (3) Independent Directors, namely Dato' Ir. Nik Mohamad Pena bin Nik Mustapha, Dato' Mohd Adhan bin Kechik and Mr. Kuan Khian Leng who each has served as an Independent Non-Executive Director of the Company for a cumulative term of more than nine (9) years, have fulfilled the criteria under the definition of an Independent Director as set out under Paragraph 1.01 of the Listing Requirements.

The Board strongly believes that a director's independence cannot be determined arbitrarily with reference only to the tenure of service but rather particular emphasis is placed on the role of independent directors to facilitate independent, unbiased and objective decision making in the Company.

Thus, the Board would recommend to the shareholders for approval at the forthcoming 23<sup>rd</sup> AGM for Dato' Ir. Nik Mohamad Pena bin Nik Mustapha, Dato' Mohd Adhan bin Kechik and Mr. Kuan Khian Leng, to continue acting as Independent Directors of the Company.

### 3.4 Separation of positions of the Chairman and Managing Director

The roles and responsibilities of the Chairman and Managing Director are separated to ensure a balance of power and authority. The Chairman is responsible for ensuring Board effectiveness and conduct whilst the Managing Director has the overall responsibilities over organisational effectiveness and the implementation of Board policies and decisions.

### 3.5 Composition

The Board currently has nine (9) members, comprising four (4) Executive Directors and five (5) Non-Executive Directors of whom three (3) are independent. The role of Chairman is held by a Non-Independent Non-Executive Director. This Board composition complies with the Listing Requirements to have at least one third of the Board consisting of Independent Directors.

The Board Meetings are presided by the Chairman. The Executive Directors are generally responsible for making and implementing policies and decisions of the Board, overseeing operations as well as managing development and implementation of business and corporate strategies. The Independent Non-Executive Directors are independent of management and free from any business relationship which could materially interfere with their independent judgment. Their presence ensures that issues of strategies, performance and resources proposed by the management are objectively evaluated with their judgment.

The Board is mindful that the Non-Independent Non-Executive Chairman, Dato' Lim A Heng @ Lim Kok Cheong, is a Non-Independent Director of the Company. However, the presence of sufficient Independent Directors on the Board who provide unbiased and independent views, advice and judgement plays a vital role in ensuring there is enough check and balance and corporate accountability.



## STATEMENT ON CORPORATE GOVERNANCE

In addition, being the founder of the Company and having wide experiences and knowledge in the field of bottled water sector, the Chairman has proven to be able to provide strong leadership and in prioritising business objectives. The Board and its Nomination Committee are of the view that the chairmanship of Dato' Lim A Heng @ Lim Kok Cheong shall remain.

The Board is satisfied with the existing number and composition of the Directors which fairly reflects the investment of minority shareholders in the Company.

The profile of each Director is presented on pages 24 to 26 of this Annual Report.

### 4. FOSTER COMMITMENT

#### 4.1 Time Commitment

The Directors are aware of the time commitment expected from each of them to attend to the matters of the Group generally, including attendance at Board, Board Committee and other types of meetings. None of our Directors are directors of more than five (5) public listed companies. The Board is satisfied that the present directorships in external organisations held by the Directors do not give rise to any conflict of interests nor impair their ability to discharge their responsibilities to the Group.

The Board has committed to meet at least four (4) times a year, usually before the announcement of quarterly results to Bursa Malaysia Securities Berhad ("Bursa Securities"), with additional meetings convened when necessary.

During the financial year ended May 31, 2016, four (4) Board meetings were held and the attendance is as follows:-

Directors	Attendance
Dato' Lim A Heng @ Lim Kok Cheong	4/4
Dato' Lim Kok Boon	4/4
Lim Seng Lee (appointed on October 15, 2015)	2/2
Dr. Chuah Chaw Teo	4/4
Lam Sang	4/4
Chok Hooa @ Chok Yin Fatt	4/4
Dato' Ir. Nik Mohamad Pena bin Nik Mustapha	4/4
Dato' Mohd Adhan bin Kechik	4/4
Kuan Khian Leng	4/4

#### 4.2 Directors' Training

The Board acknowledges that continuous education is vital in keeping them abreast with developments in the market place and with new statutory and regulatory requirements, besides enhancing professionalism and knowledge in enabling them to discharge their roles in an effective manner.

Relevant training programmes were arranged to facilitate knowledge building for Directors. The Directors may also attend additional training courses according to their individual needs, to equip themselves for the discharge of their responsibilities as directors of a public listed company and in the Board Committees on which they serve.

All our Directors have attended and completed the Mandatory Accreditation Programme as prescribed by the Bursa Securities.





## STATEMENT ON CORPORATE GOVERNANCE

All the Directors have attended development and training programmes during the year. The conferences, seminars and training programmes attended by the Directors, collectively or individually are as follows:-

- “One Belt One Road” Malaysia-China Economic Conference;
- CG Breakfast Series with Directors “The Board’s Response in Light of Rising Shareholder Engagements”;
- FMM Institute Penang, CEO Forum 2015 Building World Class Organization;
- Technical Briefing on Computation of Percentage Ratios for Company Secretaries of Listed Issuers;
- MAICSA Annual Conference 2015: Integrity and Professionalism – Key to Business Success;
- Directors Corporate Governance Series: Building Effective Finance Function: From Reporting to Analytics to Strategic Input;
- 1<sup>st</sup> ASEAN Construction Summit 2015 “Towards Building a Sustainable Future”;
- Practical Approach in Current Drinking Water Sources and Treatment – Challenges & Solutions;
- Seminar on Finnish Business Partnership Programme “Bridging Business between Finland – Malaysia”;
- The Economy of Malaysia: Marching Ahead with Eyes Wide Open;
- Market Outlook 2016;
- Briefing on Bank Negara Malaysia’s 2015 Annual Report and Financial Stability and Payments System Report;
- Socio-Economic Research Centre (“SERC”) Global Economic Conference 2016 : Geopolitics, Economy, Technology – The New Normal;
- The Impact of Plastics on the Sustainability of Environment: Should Plastics Be Banned?;
- 7<sup>th</sup> Malaysian Construction Summit 2016 “Increasing Productivity through Technology & Processes”; and
- “Employers/Employees’ SOCSO Rights” & “The Law of Dismissal – How to Avoid Legal Risks”.

### 5. UPHOLD INTEGRITY IN FINANCIAL REPORTING

#### 5.1 Compliance with Applicable Financial Reporting Standards

The Board is committed to provide a balanced, clear and meaningful assessment of the financial performance and prospects of the Company via all disclosures and announcements made. The Board is assisted by the Audit Committee to oversee and scrutinise the process and quality of the financial reporting which includes reviewing and monitoring of the integrity of the financial statements and the appropriateness of the Company’s accounting policies to ensure accuracy, adequacy and completeness of the report, as well as in compliance with the relevant accounting standards.

#### 5.2 Assessment of Suitability and Independence of External Auditors

The Audit Committee at its meeting held on July 28, 2016 undertook an annual evaluation of the performance, suitability, independence, professionalism and remuneration of the external auditors. In its evaluation, the Audit Committee considered several factors, which included adequacy of experience and resources of the firm and the professional staff assigned to the audit together with the independence of Messrs. Deloitte (“Deloitte”) for the financial year ended May 31, 2016.

Deloitte, has in place policies on rotation for partners and managers of an audit engagement to ensure objectivity, independence and integrity of the audit. They have declared their independence to the Group and their compliance with By-Laws (on professional ethics, conduct and independence) of the Malaysian Institute of Accountants.

Being satisfied with Deloitte’s performance, independence and suitability, the Audit Committee recommended the re-appointment of Deloitte as external auditors of the Company for the financial period ending December 31, 2016. The Board at its meeting held on July 28, 2016 approved the Audit Committee’s recommendation for the approval to be obtained at the 23<sup>rd</sup> AGM on the re-appointment of Deloitte as external auditors of the Company for the financial period ending December 31, 2016.



# STATEMENT ON CORPORATE GOVERNANCE

## 6. RECOGNISE AND MANAGE RISKS

### 6.1 Sound Framework to Manage Risks

The Board has established a comprehensive framework for risk management and a sound internal control system. The Group's Risk Management Advisory Committee oversees its enterprise risk management, review and approve actions developed to mitigate key risks and advising the Board on risk related issues. In addition, it also provides direction and counsel to the risk management process as well as involves in the evaluation of the structure for the Group's risk management processes and support system.

### 6.2 Internal Control Function

The Group continues to maintain and review its internal control procedures to ensure, as far as possible, the protection of its assets and its shareholders' investments.

Details of the Group's internal control system are set out in the Statement on Risk Management and Internal Control on pages 43 to 46 of this Annual Report.

### 6.3 Whistleblower Policy

The Board is committed to maintain the highest possible standard of professionalism, ethics and legal conduct in the Group's business activities. The Company's Whistleblower Policy provides a mechanism for its Board members, all levels of employees, contractors, suppliers, bankers, customers and business associates to report suspected or instances of wrongdoing in the conduct of its business, whether in matters of financial reporting or other malpractices, at the earliest opportunity and in an appropriate way.

The Whistleblower Policy is available on the Company's website at <http://www.spritzer.com.my>.

## 7. ENSURE TIMELY AND HIGH QUALITY DISCLOSURE

### 7.1 Corporate Disclosure Policy

The Board has adopted its Corporate Disclosure Policy to promote timely and high quality disclosure of material information to the public. The Corporate Disclosure Policy is available on the Company's website at <http://www.spritzer.com.my>.

The Board adheres strictly to the Bursa Securities' disclosure framework to provide investors and the public with accurate and complete information on a timely basis. The Board ensures that confidential information is handled properly by authorised personnel to avoid leakage and improper use of such information. The Board is also mindful that information which is expected to be material must be announced immediately.

### 7.2 Leverage on Information Technology for Effective Dissemination of Information

The Board endeavours to provide timely and accurate disclosure of all material information of the Group to the shareholders and investors. Information is disseminated through various disclosures and announcements made to the Bursa Securities which includes the quarterly financial results, audited financial statements and Annual Reports. This information is also electronically published at the Bursa Securities' and the Company's websites at <http://www.bursamalaysia.com> and <http://www.spritzer.com.my> respectively and it is accessible by public.



# STATEMENT ON CORPORATE GOVERNANCE

## 8. STRENGTHEN RELATIONSHIP BETWEEN COMPANY AND SHAREHOLDERS

### 8.1 Encourage Shareholder Participation at General Meetings

The Board regards the AGM and other general meetings as an opportunity to communicate directly with shareholders and encourages attendance and participation in dialogue. The Board takes cognisance in serving longer than the required minimum notice period for AGMs, when possible. The Chairman together with the Managing Director ensure that the Board is accessible to shareholders and an open channel of communication is cultivated. The Board has ensured that an explanatory statement will accompany each item of special business included in the notice of meeting on the effects of the proposed resolutions. Each shareholder can vote in person or by appointing a proxy/proxies to attend and vote on his behalf. Separate issues are tabled in separate resolutions at general meetings, voting is carried out systematically and resolutions are properly recorded.

### 8.2 Poll Voting

Pursuant to Paragraph 8.29A(1) of the Listing Requirements, the Company is required to ensure that any resolution set out in the notice of general meetings is voted by poll. Hence, all the resolutions set out in the notice of the Company's forthcoming 23<sup>rd</sup> AGM will be voted by poll.

### 8.3 Effective communication and proactive engagement

At the 22<sup>nd</sup> AGM, all Directors were present in person to engage directly with, and be accountable to the shareholders for their stewardship of the Company. The Directors, Management and external auditors were in attendance to respond to the shareholders' queries.

The Board welcomes questions and feedback from shareholders during and at the end of shareholders' meeting and ensures their queries are responded in a proper and systematic manner.

## COMPLIANCE STATEMENT

The Board is satisfied that the Company has complied with the principles and recommendations of the MCCG 2012 for the financial year ended May 31, 2016 except where it was specifically stated otherwise.

## OTHER INFORMATION

### 1. Utilisation of Proceeds Raised from Corporate Proposals

The Company did not raise any funds from any corporate proposals during the financial year.

### 2. Non-Audit Fees

For the financial year ended May 31, 2016, the amount of non-audit fee paid to the Group's external auditors for review services amounted to RM800.

### 3. Material Contracts

There was no material contract which has been entered into by the Group, involving the Directors' and major shareholders' interests, entered into since the end of the previous financial year and at the end of the financial year.



# STATEMENT OF DIRECTORS' RESPONSIBILITY

## FOR PREPARING THE AUDITED FINANCIAL STATEMENTS

The Directors are required by the Companies Act, 1965 ("Act") to prepare the financial statements for each financial year which give a true and fair view of the financial position of the Group and of the Company and the financial performance and cash flows for the year ended in accordance with the Malaysian Financial Reporting Standards, International Financial Reporting Standards and the requirements of the Act in Malaysia.

In preparing the financial statements, the Directors have:-

- Adopted appropriate accounting policies and applied them consistently;
- Made judgments and estimates that are reasonable and prudent; and
- Prepared the financial statements on a going concern basis.

The Directors are responsible for ensuring that proper accounting records are kept which disclose with reasonable accuracy the financial position of the Group and of the Company to enable them to ensure that the financial statements are drawn up in accordance with the provisions of the Act.

The Directors are responsible for taking such steps as are reasonably open to them to safeguard the assets of the Group and of the Company to prevent and detect fraud and other irregularities.



# STATEMENT ON RISK MANAGEMENT AND INTERNAL CONTROL

## INTRODUCTION

The Board of Directors of Spritzer Bhd (“Board”) is pleased to provide the following Statement on Risk Management and Internal Control pursuant to Paragraph 15.26(b) of the Main Market Listing Requirements of Bursa Malaysia Securities Berhad (“Listing Requirements”). The Board is committed towards fulfilling its responsibility on the Group’s compliance with the Principles and Best Practices provisions in relation to risk management as stipulated in the Malaysian Code on Corporate Governance 2012.

## BOARD RESPONSIBILITIES

The Board acknowledges the importance in maintaining sound internal controls and effective risk management practices to ensure good corporate governance. The Board affirms its overall responsibility for the Group’s system of internal control which includes the establishment of an appropriate control environment and framework as well as reviewing its adequacy and integrity. The Board is taking appropriate initiatives to further strengthen the transparency, accountability and efficiency of the Group’s operations.

The Board also recognises that a sound system of internal control can only provide reasonable, but not absolute assurance against material loss or failure. The internal control system is thus designed to manage and minimise rather than to completely eliminate the risk of failure in achieving the Group’s business objectives. This denotes that the internal control system has been applied to manage risks within cost levels appropriate to the significance of the risks.

## RISK MANAGEMENT FRAMEWORK

The Group recognises that effective Risk Management is an integral part of Corporate Governance and continuously strives for excellence to ensure effective and systematic protection of its personnel, assets and stakeholders. The effectiveness of the risk management is monitored and evaluated by all levels of management on an ongoing basis. The Group’s Enterprise Risk Management (“ERM”) Framework provides for regular review and reporting.

Companies within the Group has their own Risk Management Committee (“RMC”) chaired by Managing Director or General Manager of the respective companies and the members (Risk Management Representatives) are departmental heads of various business units. Risks identified are raised for attention in the Risk Assessment Plan (“RAP”). The RAPs include an assessment of the degree of risk, and an evaluation of the effectiveness of the risk mitigating and treatment measures. RAPs are compiled by the Risk Management Representative, reviewed by the Risk Assessor and approved by the RMC Chairman. RAPs are discussed during RMC meetings that are held at least twice every year. All RAPs are reported to the Group Risk Management Advisory Committee (“GRMAC”) on a timely basis.

The GRMAC is headed by a member of the Audit Committee and three other members from Senior Management, including the Group Financial Controller. The GRMAC will provide direction and counsel to the risk management process as well as involves in the evaluation of the structure for the Group’s risk management processes and support system. In addition, it will review and approve actions developed to mitigate key risks and advising the Board on risk related issues. The GRMAC meetings are held at least twice every year.

A summary of significant risks is submitted to the Audit Committee for its attention. The Audit Committee will review and monitor the effectiveness of the Group’s risk management system, and advises the Board accordingly.

The Group Financial Controller also serves as the Group’s Risk Officer who is responsible for enabling the efficient and effective governance of significant risks, and related opportunities, to the Group.

The risk management programme has served the Group with structured, consistent approaches and methodologies in responding to the uncertainties in its operating environment. This warrants the strategic and rapid response by the management to impede the impact on its key risks in order to achieve the Group’s business objectives.



# STATEMENT ON RISK MANAGEMENT AND INTERNAL CONTROL

## CONTROL ENVIRONMENT

- The Board Charter sets out the responsibilities and functions of the Board.
- Board committees such as the Audit Committee and the Remuneration Committee are established by the Board and they are governed by clearly defined terms of reference and authority for areas within their scope.
- The Employee Handbook of Spritzer Bhd provides for the corporate philosophy, core values and milestones of the Group and at the same time sets out the ethical standards and expected code of conduct to achieve the Group's vision and support the business objectives, risk management and internal controls.
- The Group has also written Environment, Safety and Health and Information Technology policies and procedures which are also incorporated into the Employee Handbook.
- The Group has organisational structures which are aligned with its business and operational requirements setting out clearly defined levels of authority and responsibilities. Job description for all levels of employees are also clearly documented and updated on a timely basis.

## INTERNAL AUDIT FUNCTION

The Group engages an independent Internal Audit Team to conduct scheduled internal audit visits to business units, and carries out its functions in monitoring the effective application of policies, procedures and activities related to internal controls, risk management and governance processes.

The Internal Audit Team conducts risk-based audit with focus on effective risk management practices. Its primary function is to provide objective and independent assurance of the Group's system of internal controls as well as reviewing the adequacy and effectiveness of risk management, governance and control processes that are in place. It also monitors compliance with applicable laws and regulation, policies and guidelines to ensure these are adhered to by the Group. Internal control weaknesses, if any together with audit recommendation for improvement shall be reported to management for corrective / preventive actions. Significant audit findings and corrective measures are to be highlighted to the GRMAC and the Audit Committee.

## CONTROL ACTIVITIES

The control activities carried out by the Group include the following:

- The Group has in place policies and procedures in the form of Standard Operating Procedures – SOP and Operational Manuals in key business processes and support functions which include financial reporting, human capital, procurement and information systems. Policies and procedures are also established relating to delegation of authority and segregation of duties.
- The Audit Committee reviews and approves the internal audit plan at the start of the year and reviews the internal audit reports and other internal control issues identified by the Internal Auditors.
- Major capital expenditure and investment are reviewed and approved by the Board. All other purchases and payments are approved by reference to formalised limits of authority.
- The Group has in place insurance coverage where it is available on economically acceptable terms to minimise related financial impacts.
- The Group's business units set annual Key Performance Indices ("KPI") for improvement and performance evaluation purpose. KPIs are reviewed on a monthly basis at subsidiary levels in the monthly Performance Outstanding Steering Committee ("POST") meetings and Departmental Head KPI meetings.
- Internal audits are carried out to ensure compliance with KPIs, and audit findings are presented to senior management for review. Corrective actions are carried out to ensure KPIs are achieved.



## STATEMENT ON RISK MANAGEMENT AND INTERNAL CONTROL

- Annual operating and financial budgets are prepared by the Group's business and operating units, and are approved by the Managing Directors and submitted to the Board. The review of budgeted against actual performance are performed on a quarterly basis and are presented to the Senior Management and certain directors. In the process, significant variances are investigated and necessary remedial actions taken to minimise variances in future.
- The Group's Safety and Health Committee holds regular meetings to discuss about related issues and to ensure that the Group's safety and health policies are carried out in compliance with the law and regulations to ensure employee and work place safety.

### INFORMATION AND COMMUNICATIONS

- Monthly and quarterly management reports and other relevant financial information containing key financial results, ratio analysis and operational performance indicators are submitted to the management and the Board for review on a timely basis.
- Minutes of Monthly Operations and Demand Review meetings are circulated to the Senior Management for information. Operational issues of material in nature are presented to the Board.
- Minutes of monthly POST meetings are circulated to Senior Management for information on operational matters and challenges faced by various department. Results of the POST audits carried out are also communicated to Senior Management. This facilitates identification of risks on a timely basis.
- The Group has an Enterprise Resource Planning ("ERP") system that is able to capture, compile and analyse data to produce relevant reports for management decision making purposes.
- A Whistleblower policy is established to provide secured communication channel which facilitate whistleblowing in a transparent and confidential manner. The policy sets out mechanism in which genuine whistleblowers will be able to raise concerns about suspected or actual improprieties in matters of financial reporting, violation or non-compliance with the law and regulations and the Group's policy and ethical standards in carrying out its business.

### MONITORING

Board meetings are held at least on a quarterly basis where the Board is kept up-to-date on significant changes in the business and the external environment in which the Group operates and also to review the performance of the Group.

The Group's management team comprising executive directors and departmental heads carry out periodic meetings with agendas on matters for discussion and communicates regularly to monitor operational and financial performance as well as to formulate action plans to address areas of concern.

The independent Internal Audit Team reports to the Audit Committee on the findings of the audit, including risk and control matters of significance that could adversely affect the Group's financial position or reputation. The internal audit function will provide the Board with an independent assessment on the adequacy, efficiency and effectiveness of the Group's internal control system in anticipating potential risk exposures over key business processes and in controlling the proper conduct of business within the Group.

### REVIEW OF EFFECTIVENESS

The Board remains committed towards improving the system of internal control and risk management process to meet its corporate objectives and to support all types of businesses and operations within the Group. The Board is of the opinion that the Group's present system of internal controls is sound and sufficient to safeguard the Group's interest and its business operations. It is also satisfied that the risks taken are at an acceptable level within the control of the business environment of the Group.



# STATEMENT ON RISK MANAGEMENT AND INTERNAL CONTROL

## **REVIEW OF THE STATEMENT BY EXTERNAL AUDITORS**

As required by Paragraph 15.23 of the Listing Requirements, the External Auditors, Messrs. Deloitte, have reviewed this Statement in accordance with the Recommended Practice Guide 5 (Revised) issued by the Malaysian Institute of Accountants, for inclusion in the Annual Report for the financial year ended May 31, 2016. Messrs. Deloitte had reported to the Board that nothing has come to their attention that causes them to believe that this Statement is not prepared, in all material aspects, in accordance with the disclosures required by Paragraph 41 and 42 of the Guidelines, nor is it factually inaccurate.

## **CONCLUSION**

The Board has received assurance from the Managing Director and Group Financial Controller that the Group's risk management and internal control systems have operated adequately and effectively, in all material aspects, based on the risk management and internal control system of the Group. For the financial year under review, the Board is satisfied with the adequacy and effectiveness of the Group's risk management and internal control processes in safeguarding the shareholders' investment as well as other stakeholders' interests.

There were no material or significant losses incurred during the financial year as a result of deficiencies in internal control that would require separate disclosure in this Annual Report.

This Statement was approved by the Board on September 1, 2016.



# REPORTS AND FINANCIAL STATEMENTS

48

DIRECTORS' REPORT

54

INDEPENDENT AUDITORS' REPORT TO THE MEMBERS OF SPRITZER BHD

56

STATEMENTS OF PROFIT OR LOSS

57

STATEMENTS OF OTHER COMPREHENSIVE INCOME

58

STATEMENTS OF FINANCIAL POSITION

60

STATEMENTS OF CHANGES IN EQUITY

62

STATEMENTS OF CASH FLOWS

65

NOTES TO THE FINANCIAL STATEMENTS

121

SUPPLEMENTARY INFORMATION - DISCLOSURE ON REALISED AND UNREALISED PROFITS OR LOSSES

122

STATEMENT BY DIRECTORS

123

DECLARATION BY THE OFFICER PRIMARILY RESPONSIBLE FOR THE FINANCIAL MANAGEMENT OF THE COMPANY





# DIRECTORS' REPORT

The directors of **SPRITZER BHD** have pleasure in submitting their report and the audited financial statements of the Group and of the Company for the financial year ended May 31, 2016.

## PRINCIPAL ACTIVITIES

The Company is principally involved in investment holding.

The principal activities of the subsidiary companies are disclosed in Note 15 to the financial statements.

There have been no significant changes in the nature of the activities of the Company and its subsidiary companies during the financial year other than as mentioned in Note 15 to the financial statements.

## RESULTS OF OPERATIONS

The results of operations of the Group and of the Company for the financial year are as follows:

	<b>The Group RM'000</b>	<b>The Company RM'000</b>
<b>Profit for the year attributable to owners of the Company</b>	28,457	9,672

In the opinion of the directors, the results of operations of the Group and of the Company during the financial year have not been substantially affected by any item, transaction or event of a material and unusual nature.

## DIVIDENDS

A first and final dividend of 10% or 5.0 sen per share, under the single tier system, declared in respect of the previous financial year and dealt with in the previous directors' report was paid by the Company during the current financial year.

The directors have proposed a first and final dividend of 11% or 5.5 sen per share, under the single tier system, in respect of the current financial year. This dividend is subject to approval by the shareholders at the forthcoming Annual General Meeting of the Company and has not been included as a liability in the financial statements.

## RESERVES AND PROVISIONS

There were no material transfers to or from reserves or provisions during the financial year other than those disclosed in the financial statements.

## ISSUE OF SHARES AND DEBENTURES

During the financial year, the issued and paid-up ordinary share capital of the Company was increased from RM70,748,028 to RM79,215,462 by way of:

- (i) issue of 1,025,000 new ordinary shares of RM0.50 each for cash pursuant to the Employees' Share Option Scheme ("ESOS") of the Company at an exercise price of RM0.75 per ordinary share;



## DIRECTORS' REPORT

- (ii) issue of 1,678,500 new ordinary shares of RM0.50 each for cash pursuant to the ESOS of the Company at an exercise price of RM0.91 per ordinary share;
- (iii) issue of 2,343,500 new ordinary shares of RM0.50 each for cash pursuant to the ESOS of the Company at an exercise price of RM1.56 per ordinary share;
- (iv) issue of 1,644,000 new ordinary shares of RM0.50 each for cash pursuant to the ESOS of the Company at an exercise price of RM1.90 per ordinary share; and
- (v) issue of 10,243,869 new ordinary shares of RM0.50 each for cash pursuant to conversion of Warrants at an exercise price of RM1.18 per ordinary share.

The resulting premium arising from the shares issued pursuant to the ESOS and Warrants of the Company of RM14,888,132 has been credited to the share premium account.

The new ordinary shares issued rank pari passu with the then existing ordinary shares of the Company.

The Company has not issued any debentures during the financial year.

### **Treasury Shares**

There was no repurchase of its own shares from the open market by the Company during the financial year. As of May 31, 2016, the Company held a total of 24,000 out of its 158,430,924 issued ordinary share capital as treasury shares. Such treasury shares are being held at a carrying amount of RM13,832 and further relevant details are disclosed in Note 23 (b) to the financial statements.

### **Share Options**

Under the Company's ESOS, which became effective on March 9, 2012, options to subscribe for new ordinary shares of RM0.50 each in the Company were granted to eligible persons who include directors and employees of the Group and of the Company. The details of the ESOS are disclosed in Note 31 to the financial statements.

## **OTHER STATUTORY INFORMATION**

Before the statements of profit or loss and the statements of financial position of the Group and of the Company were made out, the directors took reasonable steps:

- (a) to ascertain that proper action had been taken in relation to the writing off of bad debts and the making of allowance for doubtful debts and had satisfied themselves that all known bad debts had been written off and that adequate allowance had been made for doubtful debts; and
- (b) to ensure that any current assets which were unlikely to realise their book values in the ordinary course of business have been written down to their estimated realisable values.

At the date of this report, the directors are not aware of any circumstances:

- (a) which would render the amount written off as bad debts or the amount of allowance for doubtful debts in the financial statements of the Group and of the Company inadequate to any substantial extent; or
- (b) which would render the values attributed to current assets in the financial statements of the Group and of the Company misleading; or



## DIRECTORS' REPORT

- (c) which have arisen which render adherence to the existing method of valuation of assets or liabilities of the Group and of the Company misleading or inappropriate; or
- (d) not otherwise dealt with in this report or financial statements which would render any amount stated in the financial statements of the Group and of the Company misleading.

At the date of this report, there does not exist:

- (a) any charge on the assets of the Group and of the Company which has arisen since the end of the financial year and secures the liability of any other person; or
- (b) any contingent liability of the Group and of the Company which has arisen since the end of the financial year.

No contingent or other liability has become enforceable, or is likely to become enforceable within the period of twelve months after the end of the financial year which, in the opinion of the directors, will or may substantially affect the ability of the Group and of the Company to meet their obligations as and when they fall due.

In the opinion of the directors, no item, transaction or event of a material and unusual nature has arisen in the interval between the end of the financial year and the date of this report which is likely to affect substantially the results of operations of the Group and of the Company for the financial year in which this report is made other than those disclosed in Note 35 to the financial statements.

### **DIRECTORS**

The following directors served on the Board of the Company since the date of the last report:

Y. Bhg. Dato' Lim A Heng @ Lim Kok Cheong, JSM, DPMP, JP  
Y. Bhg. Dato' Lim Kok Boon, DPMP  
Dr. Chuah Chaw Teo  
Mr. Lam Sang  
Mr. Chok Hooa @ Chok Yin Fatt, PMP  
Y. Bhg. Dato' Ir. Nik Mohamad Pena bin Nik Mustapha, DIMP  
Y.B. Dato' Mohd Adhan bin Kechik, DJMK, SMK  
Mr. Kuan Khian Leng  
Mr. Lim Seng Lee (appointed on October 15, 2015)

In accordance with Article 85 of the Company's Articles of Association, Dr. Chuah Chaw Teo, Mr. Chok Hooa @ Chok Yin Fatt, PMP and Mr. Kuan Khian Leng retire by rotation and, being eligible, offer themselves for re-election.

In accordance with Section 129(6) of the Companies Act, 1965, Y. Bhg. Dato' Lim A Heng @ Lim Kok Cheong, JSM, DPMP, JP retires and, being eligible, offers himself for re-appointment.



## DIRECTORS' REPORT

### DIRECTORS' INTERESTS

The shareholdings in the Company of those who were directors at the end of the financial year, as recorded in the Register of Directors' Shareholdings kept by the Company under Section 134 of the Companies Act, 1965, are as follows:

	Balance as of 1.6.2015/ (date of appointment)	Bought	Sold	Balance as of 31.5.2016
<b>Number of ordinary shares of RM0.50 each</b>				
<b>Shares in the Company</b>				
<b>Registered in the name of directors</b>				
Y. Bhg. Dato' Lim A Heng @ Lim Kok Cheong, JSM, DPMP, JP	7,315,366	1,031,000	-	8,346,366
Y. Bhg. Dato' Lim Kok Boon, DPMP	5,842,400	694,400	-	6,536,800
Mr. Lim Seng Lee	202,566	126,000	(48,000)	280,566
Dr. Chuah Chaw Teo	268,666	656,000	(420,000)	504,666
Mr. Lam Sang	3,452,866	896,716	(2,349,600)	1,999,982
Mr. Chok Hooa @ Chok Yin Fatt, PMP	219,500	249,000	(265,000)	203,500
Y. Bhg. Dato' Ir. Nik Mohamad Pena bin Nik Mustapha, DIMP	1,700,000	-	-	1,700,000
Y.B. Dato' Mohd Adhan bin Kechik, DJMK, SMK	3,320,332	505,333	(250,000)	3,575,665
Mr. Kuan Khian Leng	12,000	253,000	(265,000)	-
<b>Deemed interest by virtue of shares held by companies in which the directors have interests</b>				
Y. Bhg. Dato' Lim A Heng @ Lim Kok Cheong, JSM, DPMP, JP	69,998,576	5,900,000	(800,000)	75,098,576
Y. Bhg. Dato' Lim Kok Boon, DPMP	4,664,000	-	(800,000)	3,864,000
Mr. Lim Seng Lee	3,864,000	-	-	3,864,000
Mr. Kuan Khian Leng	4,680,000	-	-	4,680,000
<b>Deemed interest by virtue of shares held by immediate family members of the directors</b>				
Y. Bhg. Dato' Lim A Heng @ Lim Kok Cheong, JSM, DPMP, JP	2,087,098	141,500	-	2,228,598
Y. Bhg. Dato' Lim Kok Boon, DPMP	402,566	179,333	(68,000)	513,899
Mr. Lim Seng Lee	32,000	119,000	-	151,000



# DIRECTORS' REPORT

**Number of Warrants over ordinary shares of RM0.50 each**

	<b>Balance as of 1.6.2015/ (date of appointment)</b>	<b>Bought</b>	<b>Sold/ Converted</b>	<b>Balance as of 31.5.2016</b>
--	--	---------------	----------------------------	------------------------------------

## Warrant holdings in the Company

### Registered in the name of directors

Y. Bhg. Dato' Lim A Heng @ Lim Kok Cheong, JSM, DPMP, JP	1,600,841	-	(800,000)	800,841
Y. Bhg. Dato' Lim Kok Boon, DPMP	506,400	-	(506,400)	-
Mr. Lim Seng Lee	26,416	-	(26,416)	-
Mr. Lam Sang	404,716	-	(404,716)	-
Y. Bhg. Dato' Ir. Nik Mohamad Pena bin Nik Mustapha, DIMP	7,500	-	(7,500)	-
Y.B. Dato' Mohd Adhan bin Kechik, DJMK, SMK	400,333	-	(400,333)	-

### Deemed interest by virtue of shares held by companies in which the directors have interests

Y. Bhg. Dato' Lim A Heng @ Lim Kok Cheong, JSM, DPMP, JP	12,892,518	-	(5,100,000)	7,792,518
Y. Bhg. Dato' Lim Kok Boon, DPMP	1,166,000	-	-	1,166,000
Mr. Lim Seng Lee	1,166,000	-	-	1,166,000

### Deemed interest by virtue of shares held by immediate family members of the directors

Y. Bhg. Dato' Lim A Heng @ Lim Kok Cheong, JSM, DPMP, JP	488,899	-	(100,000)	388,899
Y. Bhg. Dato' Lim Kok Boon, DPMP	59,749	-	(59,749)	-

**Number of options over ordinary shares of RM0.50 each**

	<b>Balance as of 1.6.2015/ (date of appointment)</b>	<b>Granted</b>	<b>Exercised</b>	<b>Balance as of 31.5.2016</b>
--	--	----------------	------------------	--

## Share options of the Company

### Registered in the name of directors

Y. Bhg. Dato' Lim A Heng @ Lim Kok Cheong, JSM, DPMP, JP	231,000	-	(231,000)	-
Y. Bhg. Dato' Lim Kok Boon, DPMP	666,000	-	(188,000)	478,000
Mr. Lim Seng Lee	501,000	-	(126,000)	375,000
Dr. Chuah Chaw Teo	656,000	-	(656,000)	-
Mr. Lam Sang	492,000	-	(492,000)	-
Mr. Chok Hooa @ Chok Yin Fatt, PMP	239,000	-	(239,000)	-
Y. Bhg. Dato' Ir. Nik Mohamad Pena bin Nik Mustapha, DIMP	210,000	-	-	210,000
Y.B. Dato' Mohd Adhan bin Kechik, DJMK, SMK	210,000	-	(105,000)	105,000
Mr. Kuan Khian Leng	298,000	-	(253,000)	45,000

By virtue of Y. Bhg. Dato' Lim A Heng @ Lim Kok Cheong, JSM, DPMP, JP's interest in the shares of the Company, he is also deemed to have an interest in the shares of all the subsidiary companies to the extent that the Company has interest.



## DIRECTORS' REPORT

### DIRECTORS' BENEFITS

Since the end of the previous financial year, none of the directors of the Company has received or become entitled to receive any benefit (other than the benefit included in the aggregate amount of remuneration received or due and receivable by directors as disclosed in the financial statements) by reason of a contract made by the Company or a related corporation with the director or with a firm of which he is a member, or with a company in which he has a substantial financial interest except for any benefit which may be deemed to have arisen by virtue of the transactions between the Company and certain companies in which certain directors of the Company are also directors and/or shareholders as disclosed in Note 20 to the financial statements.

During and at the end of the financial year, no arrangement subsisted to which the Company was a party whereby directors of the Company might acquire benefits by means of the acquisition of shares in, or debentures of, the Company or any other body corporate.

### AUDITORS

The auditors, Messrs. Deloitte, have indicated their willingness to continue in office.

Signed on behalf of the Board  
in accordance with a resolution of the Directors,

.....  
**Y. BHG. DATO' LIM KOK BOON, DPMP**  
**Managing Director**

.....  
**MR. LIM SENG LEE**  
**Executive Director**

Ipoh,  
August 19, 2016



# INDEPENDENT AUDITORS' REPORT TO THE MEMBERS OF SPRITZER BHD (INCORPORATED IN MALAYSIA)

## REPORT ON THE FINANCIAL STATEMENTS

We have audited the financial statements of Spritzer Bhd, which comprise the statements of financial position of the Group and of the Company as of May 31, 2016 and the statements of profit or loss, statements of other comprehensive income, statements of changes in equity and statements of cash flows of the Group and of the Company for the year then ended, and a summary of significant accounting policies and other explanatory information, as set out on pages 56 to 120.

### *Directors' Responsibility for the Financial Statements*

The directors of the Company are responsible for the preparation of these financial statements so as to give a true and fair view in accordance with Malaysian Financial Reporting Standards, International Financial Reporting Standards and the requirements of the Companies Act, 1965 in Malaysia. The directors are also responsible for such internal control as the directors determine is necessary to enable the preparation of financial statements that are free from material misstatement, whether due to fraud or error.

### *Auditors' Responsibility*

Our responsibility is to express an opinion on these financial statements based on our audit. We conducted our audit in accordance with approved standards on auditing in Malaysia. Those standards require that we comply with ethical requirements and plan and perform the audit to obtain reasonable assurance about whether the financial statements are free from material misstatement.

An audit involves performing procedures to obtain audit evidence about the amounts and disclosures in the financial statements. The procedures selected depend on the auditors' judgement, including the assessment of the risks of material misstatement of the financial statements, whether due to fraud or error. In making those risk assessments, the auditors consider internal control relevant to the entity's preparation of financial statements that give a true and fair view in order to design audit procedures that are appropriate in the circumstances, but not for the purpose of expressing an opinion on the effectiveness of the entity's internal control. An audit also includes evaluating the appropriateness of accounting policies used and the reasonableness of accounting estimates made by the directors, as well as evaluating the overall presentation of the financial statements.

We believe that the audit evidence that we have obtained is sufficient and appropriate to provide a basis for our audit opinion.

### *Opinion*

In our opinion, the financial statements give a true and fair view of the financial position of the Group and of the Company as of May 31, 2016 and of their financial performance and cash flows for the year then ended in accordance with Malaysian Financial Reporting Standards, International Financial Reporting Standards and the requirements of the Companies Act, 1965 in Malaysia.

## REPORT ON OTHER LEGAL AND REGULATORY REQUIREMENTS

In accordance with the requirements of the Companies Act, 1965 in Malaysia, we also report that:

- (a) in our opinion, the accounting and other records and the registers required by the Act to be kept by the Company and by the subsidiaries of which we have acted as auditors, have been properly kept in accordance with the provisions of the Act;
- (b) we have considered the accounts and auditors' report of all the subsidiaries, of which we have not acted as auditors, which are indicated in Note 15 to the financial statements;
- (c) we are satisfied that the accounts of the subsidiaries that have been consolidated with the financial statements of the Company are in form and content appropriate and proper for the purposes of the preparation of the financial statements of the Group, and we have received satisfactory information and explanations as required by us for these purposes; and
- (d) the auditors' reports on the accounts of the subsidiaries did not contain any qualification or any adverse comment made under Section 174 (3) of the Act.





# INDEPENDENT AUDITORS' REPORT TO THE MEMBERS OF **SPRITZER BHD** (INCORPORATED IN MALAYSIA)

## **OTHER REPORTING RESPONSIBILITIES**

The supplementary information set out in Note 37 is disclosed to meet the requirement of Bursa Malaysia Securities Berhad and is not part of the financial statements. The directors are responsible for the preparation of the supplementary information in accordance with Guidance on Special Matter No. 1 “Determination of Realised and Unrealised Profits or Losses in the Context of Disclosure Pursuant to Bursa Malaysia Securities Berhad Listing Requirements” as issued by the Malaysian Institute of Accountants (“MIA Guidance”) and the directive of Bursa Malaysia Securities Berhad. In our opinion, the supplementary information is prepared in all material respects, in accordance with the MIA Guidance and the directive of Bursa Malaysia Securities Berhad.

## **OTHER MATTERS**

This report is made solely to the members of the Company, as a body, in accordance with Section 174 of the Companies Act, 1965 in Malaysia and for no other purpose. We do not assume responsibility towards any other person for the contents of this report.

**DELOITTE**  
**AF 0080**  
**Chartered Accountants**

**YEOH SIEW MING**  
**Partner - 2421/05/17(J/PH)**  
**Chartered Accountant**

August 19, 2016



# STATEMENTS OF PROFIT OR LOSS

FOR THE YEAR ENDED MAY 31, 2016

	Note	The Group		The Company	
		2016 RM'000	2015 RM'000	2016 RM'000	2015 RM'000
Revenue	5	288,226	253,667	8,795	6,955
Other gains and losses	7	82	310	1,812	1,386
Changes in inventories of finished goods, trading merchandise and work-in-progress		3,329	(437)	-	-
Purchase of finished goods and trading merchandise		(566)	(51)	-	-
Raw materials consumed		(118,768)	(104,337)	-	-
Employee benefits expense	7	(35,643)	(33,154)	(370)	(516)
Depreciation of property, plant and equipment	13	(12,707)	(12,154)	-	-
Finance costs	10	(2,080)	(2,734)	-	-
Other expenses	7	(84,795)	(69,147)	(90)	(318)
Profit before tax		37,078	31,963	10,147	7,507
Income tax expense	11	(8,621)	(9,156)	(475)	(275)
<b>Profit for the year attributable to owners of the Company</b>		<b>28,457</b>	<b>22,807</b>	<b>9,672</b>	<b>7,232</b>
<b>Earnings per share</b>					
Basic (sen)	12	19.5	16.6		
Diluted (sen)	12	18.0	15.1		



# STATEMENTS OF OTHER COMPREHENSIVE INCOME

FOR THE YEAR ENDED MAY 31, 2016

	The Group		The Company	
	2016 RM'000	2015 RM'000	2016 RM'000	2015 RM'000
Profit for the year	28,457	22,807	9,672	7,232
<b>Other comprehensive loss</b>				
<b>Items that may be reclassified subsequently to profit or loss:</b>				
Exchange differences on translating foreign entities	(22)	-	-	-
<b>Total comprehensive income for the year attributable to owners of the Company</b>	<b>28,435</b>	<b>22,807</b>	<b>9,672</b>	<b>7,232</b>

The accompanying Notes form an integral part of the financial statements.



# STATEMENTS OF FINANCIAL POSITION

AS OF MAY 31, 2016

	Note	The Group		The Company	
		2016 RM'000	2015 RM'000	2016 RM'000	2015 RM'000
<b>ASSETS</b>					
<b>Non-current assets</b>					
Property, plant and equipment	13	214,210	204,085	-	-
Investment properties	14	4,354	4,354	-	-
Investments in subsidiary companies	15	-	-	72,557	71,737
Goodwill on consolidation	16	40	40	-	-
<b>Total non-current assets</b>		<b>218,604</b>	<b>208,479</b>	<b>72,557</b>	<b>71,737</b>
<b>Current assets</b>					
Other investments	17	6,381	2,323	6,323	2,255
Inventories	18	30,418	23,944	-	-
Trade and other receivables	19	68,795	57,888	53,382	41,401
Current tax asset	11	248	59	-	46
Other assets	21	6,213	3,858	3,045	6
Fixed deposits, cash and bank balances	22	17,593	15,187	5,220	237
<b>Total current assets</b>		<b>129,648</b>	<b>103,259</b>	<b>67,970</b>	<b>43,945</b>
<b>Total assets</b>		<b>348,252</b>	<b>311,738</b>	<b>140,527</b>	<b>115,682</b>
<b>EQUITY AND LIABILITIES</b>					
<b>Capital and reserves</b>					
Share capital	23(a)	79,215	70,748	79,215	70,748
Treasury shares	23(b)	(14)	(14)	(14)	(14)
Reserves	24	179,619	144,812	60,439	44,537
<b>Total equity</b>		<b>258,820</b>	<b>215,546</b>	<b>139,640</b>	<b>115,271</b>
<b>Non-current liabilities</b>					
Hire-purchase payables	25	6	166	-	-
Borrowings	26	7,162	6,283	-	-
Deferred tax liabilities	27	18,259	18,039	-	-
<b>Total non-current liabilities</b>		<b>25,427</b>	<b>24,488</b>	<b>-</b>	<b>-</b>



# STATEMENTS OF FINANCIAL POSITION

AS OF MAY 31, 2016

	Note	The Group		The Company	
		2016 RM'000	2015 RM'000	2016 RM'000	2015 RM'000
<b>Current liabilities</b>					
Trade and other payables	28	36,398	25,868	15	6
Hire-purchase payables	25	160	2,357	-	-
Borrowings	26	16,634	33,446	-	-
Current tax liabilities	11	1,088	1,759	47	-
Other liabilities	29	9,725	8,274	825	405
<b>Total current liabilities</b>		64,005	71,704	887	411
<b>Total liabilities</b>		89,432	96,192	887	411
<b>Total equity and liabilities</b>		348,252	311,738	140,527	115,682

The accompanying Notes form an integral part of the financial statements.



# STATEMENTS OF CHANGES IN EQUITY

FOR THE YEAR ENDED MAY 31, 2016

The Group	Note	Share Capital RM'000	Treasury Shares RM'000	Non-distributable Reserves			Share Premium RM'000	Equity-Settled Employee Benefits Reserve		Translation Reserve RM'000	Distributable Reserve – Retained Earnings		Total Equity RM'000
				Treasury Shares RM'000	Share Premium RM'000	Employee Benefits Reserve RM'000		Employee Benefits Reserve RM'000	Retained Earnings RM'000		Retained Earnings RM'000		
<b>Balance as of June 1, 2014</b>		67,427	(14)	18,904	2,256	-	99,219	187,792				22,807	22,807
Profit and total comprehensive income for the year		-	-	-	-	-	-	-	-	-	-	-	(7)
Expenses relating to issuance of ESOS and Warrants		-	-	(7)	-	-	-	-	-	-	-	-	-
Recognition of share-based payments		-	-	-	2,704	-	102	2,806					
Exercise of ESOS and Warrants		3,321	-	5,325	(944)	-	-	7,702					
Payment of dividend	30	-	-	-	-	-	(5,554)	(5,554)					
<b>Balance as of May 31, 2015</b>		70,748	(14)	24,222	4,016	-	116,574	215,546					28,457
Profit for the year		-	-	-	-	-	-	-	-	(22)	-	-	-
Other comprehensive loss for the year		-	-	-	-	-	-	-	-	-	-	-	(22)
Total comprehensive income/(loss) for the year		-	-	-	-	-	-	-	-	(22)	28,457	28,435	28,435
Expenses relating to issuance of ESOS and Warrants		-	-	(16)	-	-	-	(16)			-	-	(16)
Recognition of share-based payments		-	-	-	869	-	142	1,011					
Exercise of ESOS and Warrants		8,467	-	14,888	(2,192)	-	-	21,163					
Payment of dividend	30	-	-	-	-	-	(7,319)	(7,319)					
<b>Balance as of May 31, 2016</b>		79,215	(14)	39,094	2,693	-	137,854	258,820					28,457

The accompanying Notes form an integral part of the financial statements.



# STATEMENTS OF CHANGES IN EQUITY

FOR THE YEAR ENDED MAY 31, 2016

The Company	Note	Non-distributable Reserves		Equity-Settled Employee Benefits Reserve			Total Equity RM'000
		Treasury Shares RM'000	Share Premium RM'000	Employee Benefits Reserve RM'000	Retained Earnings RM'000	Distributable Reserve - RM'000	
<b>Balance as of June 1, 2014</b>		(14)	18,904	2,256	14,621	103,194	
Profit and total comprehensive income for the year		-	-	-	7,232	7,232	
Expenses relating to issuance of ESOS and Warrants		-	(7)	-	-	(7)	
Recognition of share-based payments		-	-	2,704	-	2,704	
Exercise of ESOS and Warrants		-	5,325	(944)	-	7,702	
Payment of dividend	30	-	-	-	(5,554)	(5,554)	
<b>Balance as of May 31, 2015</b>		(14)	24,222	4,016	16,299	115,271	
Profit and total comprehensive income for the year		-	-	-	9,672	9,672	
Expenses relating to issuance of ESOS and Warrants		-	(16)	-	-	(16)	
Recognition of share-based payments		-	-	869	-	869	
Exercise of ESOS and Warrants		-	14,888	(2,192)	-	21,163	
Payment of dividend	30	-	-	-	(7,319)	(7,319)	
<b>Balance as of May 31, 2016</b>		(14)	39,094	2,693	18,652	139,640	

The accompanying Notes form an integral part of the financial statements.



# STATEMENTS OF CASH FLOWS

FOR THE YEAR ENDED MAY 31, 2016

	Note	The Group	
		2016 RM'000	2015 RM'000
<b>CASH FLOWS FROM/(USED IN) OPERATING ACTIVITIES</b>			
Profit for the year		28,457	22,807
Adjustments for:			
Depreciation of property, plant and equipment		12,716	12,162
Income tax expense recognised in statement of profit or loss		8,621	9,156
Finance costs		2,080	2,734
Equity-settled share-based payments		1,011	2,806
Property, plant and equipment written off		685	85
Loss/(Gain) on disposal of property, plant and equipment		671	(14)
Receivables written off		78	2
Deposits written off		45	-
Impairment loss recognised on receivables		7	715
Reversal of impairment loss on receivables		(321)	(23)
Unrealised gain on foreign exchange		(243)	(69)
Investment revenue		(167)	(80)
Interest income		(82)	(37)
Allowance for slow moving and obsolete inventories no longer required		(32)	(104)
Fair value adjustment of investment		(10)	(5)
Gain on disposal of investment		(6)	-
Fair value adjustments of investment properties		-	(230)
		53,510	49,905
Movements in working capital:			
(Increase)/Decrease in:			
Inventories		(6,442)	3,579
Trade and other receivables		(10,500)	7,483
Other assets		(3,344)	(1,760)
Increase/(Decrease) in:			
Trade and other payables		9,315	3,060
Other liabilities		1,451	(56)
Cash Generated From Operations		43,990	62,211
Income tax refunded		120	288
Interest received		82	37
Income tax paid		(9,381)	(7,079)
Net Cash From Operating Activities		34,811	55,457
<b>CASH FLOWS FROM/(USED IN) INVESTING ACTIVITIES</b>			
Proceeds from disposal of short-term investments		5,419	-
Proceeds from disposal of property, plant and equipment		168	48
Investment revenue		167	80
Capital return from investment in unquoted shares		10	-
Purchase of property, plant and equipment	33(a)	(22,220)	(17,157)
Placement of short-term investments		(9,471)	(2,250)
Placement of fixed deposit		(1)	-
Net Cash Used In Investing Activities		(25,928)	(19,279)





## STATEMENTS OF CASH FLOWS

FOR THE YEAR ENDED MAY 31, 2016

	Note	The Group	
		2016 RM'000	2015 RM'000
<b>CASH FLOWS FROM/(USED IN) FINANCING ACTIVITIES</b>			
Proceeds from issuance of shares arising from exercise of ESOS and Warrants		21,163	7,702
Proceeds from term loan		5,000	-
Repayment of term loans		(7,774)	(9,870)
Repayment of bankers' acceptances - net		(7,637)	(17,385)
Dividend paid		(7,319)	(5,554)
(Repayment of)/Proceeds from revolving credits - net		(5,550)	2,450
Repayment of hire-purchase payables		(2,357)	(4,589)
Finance costs paid		(2,080)	(2,734)
Expenses relating to issuance of ESOS and Warrants paid		(16)	(7)
Net Cash Used In Financing Activities		(6,570)	(29,987)
<b>NET INCREASE IN CASH AND CASH EQUIVALENTS</b>			
		2,313	6,191
<b>CASH AND CASH EQUIVALENTS AT BEGINNING OF YEAR</b>			
Effect of exchange rate changes on the balance of cash held in foreign currencies		64	49
<b>CASH AND CASH EQUIVALENTS AT END OF YEAR</b>	33(b)	17,545	15,168



# STATEMENTS OF CASH FLOWS

FOR THE YEAR ENDED MAY 31, 2016

	Note	The Company	
		2016 RM'000	2015 RM'000
<b>CASH FLOWS FROM/(USED IN) OPERATING ACTIVITIES</b>			
Profit for the year		9,672	7,232
Adjustments for:			
Income tax expense recognised in statement of profit or loss		475	275
Equity-settled share-based payments		104	295
Dividend income		(8,795)	(6,955)
Interest income		(1,725)	(1,381)
Investment revenue		(71)	-
Fair value adjustment of investment		(10)	(5)
Gain on disposal of investment		(6)	-
		(356)	(539)
Movements in working capital:			
Increase in:			
Trade and other receivables		(11,981)	(7,485)
Other assets		(3,039)	(4)
Increase/(Decrease) in:			
Trade and other payables		9	(6)
Other liabilities		420	21
Cash Used In Operations		(14,947)	(8,013)
Dividend received from subsidiary companies		8,795	6,955
Interest received		1,725	1,381
Income tax refunded		67	99
Income tax paid		(449)	(210)
Net Cash (Used In)/From Operating Activities		(4,809)	212
<b>CASH FLOWS FROM/(USED IN) INVESTING ACTIVITIES</b>			
Proceeds from disposal of short-term investments		5,419	-
Investment revenue		71	-
Placement of short-term investments		(9,471)	(2,250)
Acquisition of shares in a subsidiary company		(55)	-
Net Cash Used In Investing Activities		(4,036)	(2,250)
<b>CASH FLOWS FROM/(USED IN) FINANCING ACTIVITIES</b>			
Proceeds from issuance of shares arising from exercise of ESOS and Warrants		21,163	7,702
Dividend paid		(7,319)	(5,554)
Expenses relating to issuance of ESOS and Warrants paid		(16)	(7)
Net Cash From Financing Activities		13,828	2,141
<b>NET INCREASE IN CASH AND CASH EQUIVALENTS</b>		4,983	103
<b>CASH AND CASH EQUIVALENTS AT BEGINNING OF YEAR</b>		237	134
<b>CASH AND CASH EQUIVALENTS AT END OF YEAR</b>	33(b)	5,220	237

The accompanying Notes form an integral part of the financial statements.



# NOTES TO THE FINANCIAL STATEMENTS

## 1. GENERAL INFORMATION

The Company is a public limited liability company, incorporated and domiciled in Malaysia, and listed on the Main Market of Bursa Malaysia Securities Berhad.

The Company is principally involved in investment holding.

The principal activities of the subsidiary companies are disclosed in Note 15.

There have been no significant changes in the nature of the activities of the Company and its subsidiary companies during the financial year other than as mentioned in Note 15.

The registered office of the Company is located at Lot 85, Jalan Portland, Tasek Industrial Estate, 31400 Ipoh, Perak Darul Ridzuan.

The principal place of business of the Company is located at Lot 898, Jalan Reservoir, Off Jalan Air Kuning, 34000 Taiping, Perak Darul Ridzuan.

The financial statements are presented in Ringgit Malaysia ("RM"), which is also the Group's and the Company's functional currency. All financial information presented in RM has been rounded to the nearest thousand, unless otherwise stated.

The financial statements of the Group and of the Company were authorised for issue by the Board of Directors in accordance with a resolution of the directors on August 19, 2016.

## 2. BASIS OF PREPARATION OF THE FINANCIAL STATEMENTS

The financial statements of the Group and of the Company have been prepared in accordance with Malaysian Financial Reporting Standards ("MFRSs"), International Financial Reporting Standards ("IFRSs") and the provisions of the Companies Act, 1965 in Malaysia.

### 2.1 Adoption of new and revised MFRSs

#### New and revised MFRSs affecting amounts reported and/or disclosures in the financial statements

In the current year, the Group and the Company have applied a number of new and revised MFRSs issued by the Malaysian Accounting Standards Board ("MASB") that are mandatorily effective for an accounting period that begins on or after January 1, 2015.

The adoption of the new and revised MFRSs has had no material impact on the disclosures or on the amounts recognised in the financial statements.

### 2.2 Standards in issue but not yet effective

The directors anticipate that the following Standards will be adopted in the annual financial statements of the Group and of the Company when they become mandatorily effective for adoption. The adoption of these Standards is not expected to have a material impact on the financial statements of the Group and of the Company except as further discussed below:

MFRS 9	Financial Instruments (IFRS 9 issued by IASB in July 2014) <sup>3</sup>
MFRS 15	Revenue from Contracts with Customers <sup>3</sup>
Clarifications to MFRS 15	Revenue from Contracts with Customers <sup>3</sup>
MFRS 16	Leases <sup>4</sup>
Amendments to MFRS 101	Disclosure Initiative <sup>1</sup>



# NOTES TO THE FINANCIAL STATEMENTS

## 2. BASIS OF PREPARATION OF THE FINANCIAL STATEMENTS (CONT'D)

### 2.2 Standards in issue but not yet effective (cont'd)

Amendments to MFRS 107	Disclosure Initiative <sup>2</sup>
Amendments to MFRS 112	Recognition of Deferred Tax Assets for Unrealised Losses <sup>2</sup>
Amendments to MFRS 116 and MFRS 138	Clarification of Acceptable Methods of Depreciation and Amortisation <sup>1</sup>
Amendments to MFRSs	Annual Improvements to MFRSs 2012 - 2014 Cycle <sup>1</sup>

<sup>1</sup> Effective for annual periods beginning on or after January 1, 2016, with earlier application permitted.

<sup>2</sup> Effective for annual periods beginning on or after January 1, 2017, with earlier application permitted.

<sup>3</sup> Effective for annual periods beginning on or after January 1, 2018, with earlier application permitted.

<sup>4</sup> Effective for annual periods beginning on or after January 1, 2019. Earlier application is permitted provided MFRS 15 is also applied.

### MFRS 9 *Financial Instruments*

MFRS 9 (IFRS 9 issued by IASB in November 2009) introduced new requirements for the classification and measurement of financial assets. MFRS 9 (IFRS 9 issued by IASB in October 2010) include requirements for the classification and measurement of financial liabilities and for derecognition, and in February 2014, the new requirements for general hedge accounting was issued by MASB. Another revised version of MFRS 9 was issued by MASB - MFRS 9 (IFRS 9 issued by IASB in July 2014) mainly to include a) impairment requirements for financial assets and b) limited amendments to the classification and measurement requirements by introducing a 'fair value through other comprehensive income' (FVTOCI) measurement category for certain simple debt instruments.

Key requirements of MFRS 9:

- all recognised financial assets that are within the scope of MFRS 139 *Financial Instruments: Recognition and Measurement* are required to be subsequently measured at amortised cost or fair value. Specifically, debt investments that are held within a business model whose objective is to collect the contractual cash flows, and that have contractual cash flows that are solely payments of principal and interest on the principal outstanding are generally measured at amortised cost at the end of subsequent accounting periods. Debt instruments that are held within a business model whose objective is achieved both by collecting contractual cash flows and selling financial assets, and that have contractual terms of the financial asset give rise on specified dates to cash flows that are solely payments of principal and interest on the principal amount outstanding, are measured at FVTOCI. All other debt investments and equity investments are measured at their fair value at the end of subsequent accounting periods. In addition, under MFRS 9, entities may make an irrevocable election to present subsequent changes in the fair value of an equity investment (that is not held for trading) in other comprehensive income, with only dividend income generally recognised in profit or loss.
- with regard to the measurement of financial liabilities designated as at fair value through profit or loss, MFRS 9 requires that the amount of change in the fair value of the financial liability's that is attributable to changes in the credit risk of that liability, is presented in other comprehensive income, unless the recognition of the effects of changes in the liability's credit risk in other comprehensive income would create or enlarge an accounting mismatch in profit or loss. Changes in fair value attributable to a financial liability's credit risk are not subsequently reclassified to profit or loss. Under MFRS 139, the entire amount of the change in the fair value of the financial liability designated as at fair value through profit or loss was presented in profit or loss.
- in relation to the impairment of financial assets, MFRS 9 requires an expected credit loss model, as opposed to an incurred credit loss model under MFRS 139. The expected credit loss model requires an entity to account for expected credit losses and changes in those expected credit losses at the end of each reporting period to reflect changes in credit risk since initial recognition. In other words, it is no longer necessary for a credit event to have occurred before credit losses are recognised.



# NOTES TO THE FINANCIAL STATEMENTS

## 2. BASIS OF PREPARATION OF THE FINANCIAL STATEMENTS (CONT'D)

### 2.2 Standards in issue but not yet effective (cont'd)

#### **MFRS 9 *Financial Instruments* (cont'd)**

- the new general hedge accounting requirements retain the three types of hedge accounting mechanisms currently available in MFRS 139. Under MFRS 9, greater flexibility has been introduced to the types of transactions eligible for hedge accounting, specifically broadening the types of instruments that qualify for hedging instruments and the types of risk components of non-financial items that are eligible for hedge accounting. In addition, the effectiveness test has been overhauled and replaced with the principle of an 'economic relationship'. Retrospective assessment of hedge effectiveness is also no longer required. Enhanced disclosure requirements about an entity's risk management activities have also been introduced.

The directors of the Group and of the Company anticipate that the application of MFRS 9 in the future may have a material impact on amounts reported in respect of the Group's and of the Company's financial assets and financial liabilities. However, it is not practicable to provide a reasonable estimate of the effect of MFRS 9 until the Group and the Company complete a detailed review.

#### **MFRS 15 *Revenue from Contracts with Customers***

In September 2014, MFRS 15 was issued which establishes a single comprehensive model for entities to use in accounting for revenue arising from contracts with customers. Subsequently, amendments to MFRS 15 were issued in June 2016 which provide clarification on certain requirements of MFRS 15 and provide additional transitional relief upon implementing MFRS 15. MFRS 15 will supersede the current revenue recognition guidance including MFRS 118 *Revenue*, MFRS 111 *Construction Contracts* and the related Interpretations when it becomes effective.

The core principle of MFRS 15 is that an entity should recognise revenue to depict the transfer of promised goods or services to customers in an amount that reflects the consideration to which the entity expects to be entitled in exchange for those goods or services. Specifically, the Standard introduces a 5-step approach to revenue recognition:

- Step 1: Identify the contract(s) with a customer
- Step 2: Identify the performance obligations in the contract
- Step 3: Determine the transaction price
- Step 4: Allocate the transaction price to the performance obligations in the contract
- Step 5: Recognise revenue when (or as) the entity satisfies a performance obligation

Under MFRS 15, an entity recognises revenue when (or as) a performance obligation is satisfied, i.e. when 'control' of the goods or services underlying the particular performance obligation is transferred to the customer. Far more prescriptive guidance has been added in MFRS 15 to deal with specific scenarios. Furthermore, extensive disclosures are required by MFRS 15.

The directors of the Group and of the Company anticipate that the application of MFRS 15 in the future may have a material impact on the amounts reported and disclosures made in these financial statements. However, it is not practicable to provide a reasonable estimate of the effect of MFRS 15 until the Group and the Company complete a detailed review.

#### **Amendments to MFRS 101 *Disclosure Initiative***

The amendments to MFRS 101 aim at clarifying MFRS 101 to address perceived impediments to preparers exercising their judgment in presenting their financial reports. The amendments make the following changes:

- They clarify that information should not be obscured by aggregating or by providing immaterial information, materiality considerations apply to the all parts of the financial statements, and even when a standard requires a specific disclosure, materiality considerations do apply.



# NOTES TO THE FINANCIAL STATEMENTS

## 2. BASIS OF PREPARATION OF THE FINANCIAL STATEMENTS (CONT'D)

### 2.2 Standards in issue but not yet effective (cont'd)

#### Amendments to MFRS 101 Disclosure Initiative (cont'd)

- They introduce a clarification that the list of line items to be presented in the statement of financial position and the statement of profit or loss and other comprehensive income can be disaggregated and aggregated as relevant and additional guidance on subtotals in these statements and clarify that an entity's share of other comprehensive income of equity-accounted associates and joint ventures should be presented in aggregate as single line items based on whether or not it will subsequently be reclassified to profit or loss.
- They add additional examples of possible ways of ordering the notes to clarify that understandability and comparability should be considered when determining the order of the notes and removed guidance and examples with regard to the identification of significant accounting policies that were perceived as being potentially unhelpful.

The directors of the Group and of the Company do not anticipate that the application of these amendments to MFRS 101 will have a material impact on these financial statements as these amendments deal with the presentation of financial statements.

#### MFRS 16 Leases

MFRS 16 specifies how an MFRS reporter will recognise, measure, present and disclose leases. The standard provides a single lessee accounting model, requiring lessees to recognise assets and liabilities for all leases unless the lease term is 12 months or less or the underlying asset has a low value. Lessors continue to classify leases as operating or finance, with MFRS 16's approach to lessor accounting substantially unchanged from its predecessor, MFRS 117.

At lease commencement, a lessee will recognise a right-of-use asset and a lease liability. The right-of-use asset is treated similarly to other non-financial assets and depreciated accordingly and the liability accrues interest. The lease liability is initially measured at the present value of the lease payments payable over the lease term, discounted at the rate implicit in the lease if that can be readily determined. If that rate cannot be readily determined, the lessees shall use their incremental borrowing rate.

The directors of the Group and of the Company anticipate that the application of MFRS 16 in the future may have an impact on the amounts reported and disclosures made in the Group's consolidated financial statements. However, it is not practicable to provide a reasonable estimate of the effect of MFRS 16 until the Group and the Company perform a detailed review.

#### Amendments to MFRS 107 Disclosure Initiative

The amendments to MFRS 107 require an entity to provide disclosures that enable users of financial statements to evaluate changes in liabilities arising from financing activities, including changes from both cash flows and non-cash changes.

The amendments should be applied prospectively and comparative information is not required for earlier periods presented. Except for providing the requisite disclosures, the directors of the Group and of Company do not anticipate that the application of the amendments will have a material impact on the Group's consolidated financial statements.

#### Amendments to MFRS 112 Recognition of Deferred Tax Assets for Unrealised Losses

The amendments to MFRS 112 provide clarification on the recognition of deferred tax assets for unrealised losses related to debt instruments measured at fair value. In addition, the amendments also clarify that the carrying amount of an asset does not limit the estimation of probable future taxable profits and that when comparing deductible temporary differences with future taxable profits, the future taxable profits excludes tax deductions resulting from the reversal of those deductible temporary differences.



# NOTES TO THE FINANCIAL STATEMENTS

## 2. BASIS OF PREPARATION OF THE FINANCIAL STATEMENTS (CONT'D)

### 2.2 Standards in issue but not yet effective (cont'd)

#### **Amendments to MFRS 112 Recognition of Deferred Tax Assets for Unrealised Losses (cont'd)**

The amendments should be applied retrospectively with specific transitional relief. The directors of the Group and of the Company do not anticipate that the application of the amendments will have a material impact on the Group's financial statements.

#### **Amendments to MFRS 116 and MFRS 138 Clarification of Acceptable Methods of Depreciation and Amortisation**

The amendments to MFRS 116 prohibit entities from using a revenue-based depreciation method for items of property, plant and equipment. The amendments to MFRS 138 introduce a rebuttable presumption that revenue is not an appropriate basis for amortisation of an intangible asset. This presumption can only be rebutted in the following two limited circumstances:

- (a) when the intangible asset is expressed as a measure of revenue; or
- (b) when it can be demonstrated that revenue and consumption of the economic benefits of the intangible asset are highly correlated.

The amendments apply prospectively for annual periods beginning on or after January 1, 2016. Currently, the Group uses the reducing balance method for depreciation and amortisation for its property, plant and equipment. The directors of the Group and of the Company believe that the reducing balance method is the most appropriate method to reflect the consumption of economic benefits inherent in the respective assets and accordingly, the directors of the Group and of the Company do not anticipate that the application of these amendments to MFRS 116 and MFRS 138 will have a material impact on these financial statements.

#### **Annual Improvements to MFRSs 2012-2014 Cycle**

The Annual Improvements to *MFRSs 2012-2014 Cycle* include a number of amendments to various MFRSs, which are summarised below.

The amendments to MFRS 5 *Non-current Assets Held for Sale and Discontinued Operation* adds specific guidance in MFRS 5 for cases in which an entity reclassifies an asset from held for sale to held for distribution or vice versa and cases in which held-for-distribution accounting is discontinued.

The amendments to MFRS 7 *Financial Instruments: Disclosures* clarify the applicability of the amendments to MFRS 7 on offsetting disclosures to condensed interim financial statements.

The amendments to MFRS 119 *Employee Benefits* clarify that the high quality corporate bonds used in estimating the discount rate for post-employment benefits should be denominated in the same currency as the benefits to be paid (thus, the depth of the market for high quality corporate bonds should be assessed at currency level).

The amendments to MFRS 134 *Interim Financial Reporting* clarify the meaning of 'elsewhere in the interim report' and require a cross-reference.

The directors of the Group and of the Company do not anticipate that the application of these amendments will have a significant impact on these financial statements.



# NOTES TO THE FINANCIAL STATEMENTS

## 3. SIGNIFICANT ACCOUNTING POLICIES

### Basis of Accounting

The financial statements of the Group and of the Company have been prepared on the historical cost basis except for certain non-current assets and financial instruments that are measured at fair values, at the end of each reporting period as explained in the accounting policies below. Historical cost is generally based on the fair value of the consideration given in exchange for assets.

Fair value is the price that would be received to sell an asset or paid to transfer a liability in an orderly transaction between market participants at the measurement date, regardless of whether that price is directly observable or estimated using another valuation technique. In estimating the fair value of an asset or a liability, the Group and the Company take into account the characteristics of the asset or liability if market participants would take those characteristics into account when pricing the asset or liability at the measurement date. Fair value for measurement and/or disclosure purposes in the financial statements of the Group and of the Company is determined on such a basis, except for share-based payment transactions that are within the scope of MFRS 2, leasing transactions that are within the scope of MFRS 117, and measurements that have some similarities to fair value but are not fair value, such as net realisable value in MFRS 102 or value in use in MFRS 136.

In addition, for financial reporting purposes, fair value measurements are categorised into Level 1, 2 or 3 based on the degree to which the inputs to the fair value measurements are observable and the significance of the inputs to the fair value measurement in its entirety, which are described as follows:

- Level 1 inputs are quoted prices (unadjusted) in active markets for identical assets or liabilities that the entity can access at the measurement date;
- Level 2 inputs are inputs, other than quoted prices included within Level 1, that are observable for the asset or liability, either directly or indirectly; and
- Level 3 inputs are unobservable inputs for the asset or liability.

The principal accounting policies are set out below.

### Subsidiaries and Basis of Consolidation

The consolidated financial statements incorporate the financial statements of the Company and of the subsidiary companies controlled by the Company. Control is achieved where the Company:

- has power over the investee;
- is exposed, or has rights, to variable returns from its involvement with the investee; and
- has the ability to use its power to affect its returns.

The Company reassessed whether or not it controls an investee if facts and circumstances indicate that there are changes to one or more of the three elements of control listed above.

When the Company has less than a majority of the voting rights of an investee, it has power over the investee when the voting rights are sufficient to give it the practical ability to direct the relevant activities of the investee unilaterally. The Company considers all relevant facts and circumstances in assessing whether or not the Company's voting rights in an investee are sufficient to give it power, including:

- the size of the Company's holding of voting rights relative to the size and dispersion of holdings of the other vote holders;
- potential voting rights held by the Company, other vote holders or other parties;
- rights arising from other contractual arrangements; and
- any additional facts and circumstances that indicate that the Company has, or does not have, the current ability to direct the relevant activities at the time that decisions need to be made, including voting patterns at previous shareholders' meetings.





# NOTES TO THE FINANCIAL STATEMENTS

## 3. SIGNIFICANT ACCOUNTING POLICIES (CONT'D)

### Subsidiaries and Basis of Consolidation (cont'd)

Consolidation of a subsidiary begins when the Company obtains control over the subsidiary and ceases when the Company loses control of the subsidiary. Specifically, income and expenses of a subsidiary acquired or disposed of during the year are included in the consolidated statement of profit or loss from the date the Company gains control until the date when the Company ceases to control the subsidiary.

Profit or loss and each component of other comprehensive income are attributed to the owners of the Company and to the non-controlling interests. Total comprehensive income of subsidiaries is attributed to the owners of the Company and to the non-controlling interests even if this results in the non-controlling interests having a deficit balance.

Where necessary, adjustments are made to the financial statements of subsidiaries to bring their accounting policies into line with the Group's accounting policies.

All intra-group assets and liabilities, equity, income, expenses and cash flows relating to transactions between members of the Group are eliminated in full on consolidation.

Changes in the Group's ownership interests in subsidiaries that do not result in the Group losing control are accounted for as equity transactions. The carrying amounts of the Group's interests and the non-controlling interests are adjusted to reflect the changes in their relative interests in the subsidiaries. Any difference between the amount by which the non-controlling interests are adjusted and the fair value of the consideration paid or received is recognised directly in equity and attributed to owners of the Company.

When the Group loses control of a subsidiary, a gain or loss is recognised in profit or loss and is calculated as the difference between (i) the aggregate of the fair value of the consideration received and the fair value of any retained interest and (ii) the previous carrying amount of the assets (including goodwill), and liabilities of the subsidiary and any non-controlling interests. All amounts previously recognised in other comprehensive income in relation to that subsidiary are accounted for as if the Group had directly disposed of the relevant assets or liabilities of the subsidiary (i.e. reclassified to profit or loss or transferred to another category of equity as specified/permitted by applicable MFRSs). The fair value of any investment retained in the former subsidiary at the date when control is lost is regarded as the fair value on initial recognition for subsequent accounting under MFRS 139 *Financial Instruments: Recognition and Measurement* or, when applicable, the cost on initial recognition of an investment in an associate or joint venture.

### Business Combinations

Acquisitions of subsidiaries are accounted for using the acquisition method. The consideration transferred in a business combination is measured at fair value, which is calculated as the sum of the acquisition-date fair values of assets transferred by the Group, liabilities incurred by the Group to the former owners of the acquiree and equity instruments issued by the Group in exchange for control of the acquiree. Acquisition-related costs are recognised in profit or loss as incurred.

At acquisition date, the identifiable assets acquired and liabilities assumed are recognised at their fair value, except that:

- deferred tax assets or liabilities and assets or liabilities related to employee benefit arrangements are recognised and measured in accordance with MFRS 112 *Income Taxes* and MFRS 119 *Employee Benefits* respectively;
- liabilities or equity instruments related to the share-based payment arrangements of the acquiree or share-based payment arrangements of the Group entered into to replace share-based payment arrangements of the acquiree are measured in accordance with MFRS 2 *Share-based Payment* at the acquisition date; and
- assets (or disposal groups) that are classified as held for sale in accordance with MFRS 5 *Non-current Assets Held for Sale and Discontinued Operations* are measured in accordance with that Standard.



# NOTES TO THE FINANCIAL STATEMENTS

## 3. SIGNIFICANT ACCOUNTING POLICIES (CONT'D)

### Business Combinations (cont'd)

Goodwill is measured as the excess of the sum of the consideration transferred, the amount of any non-controlling interests in the acquiree, and the fair value of the acquirer's previously held equity interest in the acquiree (if any) over the net of the acquisition-date amounts of the identifiable assets acquired and the liabilities assumed. If, after reassessment, the net of the acquisition-date amounts of the identifiable assets acquired and liabilities assumed exceeds the sum of the consideration transferred, the amount of any non-controlling interests in the acquiree and the fair value of the acquirer's previously held equity interest in the acquiree (if any), the excess is recognised immediately in profit or loss as a bargain purchase gain.

Non-controlling interests that are present ownership interests and entitle their holders to a proportionate share of the entity's net assets in the event of liquidation may be initially measured either at fair value or at the non-controlling interests' proportionate share of the recognised amounts of the acquiree's identifiable net assets. The choice of measurement basis is made on a transaction-by-transaction basis. Other types of non-controlling interests are measured at fair value or, when applicable, on the basis specified in another MFRSs.

Where the consideration transferred by the Group in a business combination includes assets or liabilities resulting from a contingent consideration arrangement, the contingent consideration is measured at its acquisition-date fair value. Changes in the fair value of the contingent consideration that qualify as measurement period adjustments are adjusted retrospectively, with corresponding adjustments against goodwill. Measurement period adjustments are adjustments that arise from additional information obtained during the "measurement period" (which cannot exceed one year from the acquisition date) about facts and circumstances that existed at the acquisition date.

The subsequent accounting for changes in the fair value of contingent consideration that do not qualify as measurement period adjustments depends on how the contingent consideration is classified. Contingent consideration that is classified as equity is not remeasured at subsequent reporting dates and its subsequent settlement is accounted for within equity. Contingent consideration that is classified as an asset or liability is remeasured at subsequent reporting dates in accordance with MFRS 139 or MFRS 137 *Provisions, Contingent Liabilities and Contingent Assets*, as appropriate, with the corresponding gain or loss being recognised in profit or loss.

Where a business combination is achieved in stages, the Group's previously held equity interests in the acquiree is remeasured to its acquisition date fair value and the resulting gain or loss, if any, is recognised in profit or loss. Amounts arising from interests in the acquiree prior to the acquisition date that have previously been recognised in other comprehensive income are reclassified to profit or loss, where such treatment would be appropriate if that interest were disposed of.

If the initial accounting for a business combination is incomplete by the end of the reporting period in which the combination occurs, the Group reports provisional amounts for the items for which the accounting is incomplete. Those provisional amounts are adjusted during the measurement period (see above), or additional assets or liabilities are recognised, to reflect new information obtained about facts and circumstances that existed as of the acquisition date that, if known, would have affected the amounts recognised at that date.

The policy described above is applied to all business combinations that take place on or after January 1, 2011.

### Revenue Recognition

Revenue is measured at the fair value of the consideration received or receivable net of goods and services tax, trade discounts and customer returns.



# NOTES TO THE FINANCIAL STATEMENTS

## 3. SIGNIFICANT ACCOUNTING POLICIES (CONT'D)

### **Revenue Recognition (cont'd)**

#### ***Sale of goods***

Revenue from sale of goods is recognised when the following conditions are satisfied:

- the Group has transferred to the buyer the significant risks and rewards of ownership of the goods;
- the Group retains neither continuing managerial involvement to the degree usually associated with ownership nor effective control over the goods sold;
- the amount of revenue can be measured reliably;
- it is probable that the economic benefits associated with the transaction will flow to the Group; and
- the costs incurred or to be incurred in respect of the transaction can be measured reliably.

#### ***Dividend income***

Dividend income represents gross dividends from unquoted investments and is recognised when the shareholder's rights to receive payment is established.

#### ***Income from mini golf operation***

Revenue from mini golf entrance is recognised when tickets are sold.

Revenue from package events service fees is recognised when services are rendered.

#### ***Interest income***

Interest income is recognised when it is probable that the economic benefits will flow to the Group and the amount of revenue can be measured reliably. Interest income is accrued on a time basis, by reference to the principal outstanding and at the effective interest rate applicable, which is the rate that exactly discounts estimated future cash receipts through the expected life of the financial asset to that asset's net carrying amount on initial recognition.

#### ***Rental income***

Rental income is accrued on a time basis, by reference to the agreements entered.

### **Employee Benefits**

#### ***Short-term employee benefits***

Wages, salaries, paid annual leave, bonuses and social security contributions are recognised as an expense in the year in which the associated services are rendered by employees of the Group. Short-term accumulating compensated absences such as paid annual leave are recognised when services are rendered by employees that increase their entitlement to future compensated absences. Short-term non-accumulating compensated absences such as sick leave are recognised when the absences occur.

#### ***Defined contribution plans***

The Group makes statutory contributions to approved provident funds and the contributions are charged to profit or loss as incurred. The approved provident funds are defined contribution plans. Once the contributions have been paid, there are no further payment obligations.



# NOTES TO THE FINANCIAL STATEMENTS

## 3. SIGNIFICANT ACCOUNTING POLICIES (CONT'D)

### Employee Benefits (cont'd)

#### *Share-based compensation benefits*

The Company operates an equity-settled, share-based compensation plan, where shares and/or options are issued by the Company to eligible directors and employees of the Group and of the Company. The fair value of the employee services received in exchange for the grant of the shares and/or options is recognised as an expense with a corresponding entry to reserves over the vesting period. The total amount to be expensed over the vesting period is determined by reference to the fair value of the shares and/or options granted at the grant date and the number of shares and/or options vested by vesting date, excluding the impact of any non-market vesting conditions. Non-market vesting conditions are included in the estimates of the number of the options that are expected to become exercisable. The grant of options by the Company over its equity instruments to the directors and employees of subsidiary undertakings in the Group is treated as a capital contribution. The fair value of employee services received, measured by reference to the grant date fair value, is recognised over the vesting period as an increase to investment in subsidiary undertakings, with a corresponding credit to equity.

### Foreign Currencies

The individual financial statements of each entity are presented in the currency of the primary economic environment in which the entity operates (its functional currency). For the purpose of the consolidated financial statements, the results and financial position of each entity are expressed in Ringgit Malaysia, which is the functional currency of the Company, and also the presentation currency for the consolidated financial statements.

In preparing the financial statements of the individual entity, transactions in currencies other than the entity's functional currency ("foreign currencies") are recorded at the rates of exchange prevailing at the dates of the transactions. Monetary assets and liabilities denominated in foreign currencies are retranslated at the rates prevailing at the end of the reporting period. Non-monetary items carried at fair value that are denominated in foreign currencies are retranslated at the rates prevailing at the date when the fair value was determined. Non-monetary items that are measured in terms of historical cost in a foreign currency are not retranslated.

Exchange differences are recognised in profit or loss in the year in which they arise except for exchange differences arising on the retranslation of non-monetary items carried at fair value in respect of which gains and losses are recognised in other comprehensive income. For such non-monetary items, the exchange component of that gain or loss is also recognised in other comprehensive income.

For the purpose of presenting consolidated financial statements, assets and liabilities of the foreign incorporated subsidiaries of the Group are expressed in Ringgit Malaysia using exchange rates prevailing at the end of each reporting period. Income and expense items are translated at the average exchange rates for the year, unless exchange rates fluctuated significantly during that year, in which case the exchange rates at the dates of the transactions are used. Exchange differences arising, if any, are recognised in other comprehensive income and accumulated in the translation reserve of the Group. Such exchange differences are reclassified to profit or loss in the year in which the foreign incorporated subsidiaries are disposed of.

### Borrowing Costs

Borrowing costs directly attributable to the acquisition, construction or production of qualifying assets, which require a substantial period of time to get them ready for their intended use, are capitalised and included as part of the cost of the related assets. Capitalisation of borrowing costs will cease when the assets are ready for their intended use.

All other borrowing costs are recognised as an expense in the year in which they are incurred.



# NOTES TO THE FINANCIAL STATEMENTS

## 3. SIGNIFICANT ACCOUNTING POLICIES (CONT'D)

### **Taxation**

Income tax expense represents the sum of the tax currently payable and deferred tax.

#### ***Current tax***

The tax currently payable is based on taxable profit for the year. Taxable profit differs from profit as reported in profit or loss because it excludes items of income or expense that are taxable or deductible in other years and it further excludes items that are never taxable or deductible. The liability of the Group and of the Company for current tax is calculated using tax rates that have been enacted or substantively enacted by the end of the reporting period.

#### ***Deferred tax***

Deferred tax is recognised on differences between the carrying amounts of assets and liabilities in the financial statements and the corresponding tax bases used in the computation of taxable profit. Deferred tax liabilities are generally recognised for all taxable temporary differences and deferred tax assets are generally recognised for all deductible temporary differences, unused tax losses, unused tax credits and unutilised reinvestment allowances to the extent that it is probable that taxable profits will be available against which those deductible temporary differences, unused tax losses and unused tax credits can be utilised. Such deferred tax assets and liabilities are not recognised if the temporary difference arises from goodwill or from the initial recognition (other than in a business combination) of other assets and liabilities in a transaction that affects neither the taxable profit nor the accounting profit.

The carrying amount of deferred tax assets is reviewed at the end of each reporting period and reduced to the extent that it is no longer probable that sufficient taxable profits will be available to allow all or part of the asset to be recovered.

Deferred tax assets and liabilities are measured at the tax rates that are expected to apply in the period in which the liability is settled or the asset is realised, based on tax rates (and tax laws) that have been enacted or substantively enacted by the end of the reporting period. The measurement of deferred tax liabilities and assets reflects the tax consequences that would follow from the manner in which the Group expects, at the end of the reporting period, to recover or settle the carrying amount of its assets and liabilities.

Deferred tax assets and liabilities are offset when there is a legally enforceable right to set off current tax assets against current tax liabilities and when they relate to income taxes levied by the same taxation authority and the Group intends to settle its current tax assets and liabilities on a net basis.

#### ***Current and deferred tax for the year***

Current and deferred tax are recognised as an expense or income in profit or loss, except when they relate to items that are recognised outside profit or loss (whether in other comprehensive income or directly in equity), in which case the tax is also recognised outside profit or loss, or where they arise from the initial accounting for a business combination. In the case of a business combination, the tax effect is taken into account in calculating goodwill or determining the excess of the interest of the acquirer in the net fair value of the identifiable assets, liabilities and contingent liabilities over cost of the acquiree.

### **Property, Plant and Equipment**

Property, plant and equipment are stated at cost less accumulated depreciation and any accumulated impairment losses.

Freehold land and capital work-in-progress are not depreciated.

Capital work-in-progress comprises factory building under construction and factory equipment under installation. Depreciation on assets under work-in-progress commences when the assets are ready for their intended use.



# NOTES TO THE FINANCIAL STATEMENTS

## 3. SIGNIFICANT ACCOUNTING POLICIES (CONT'D)

### Property, Plant and Equipment (cont'd)

Leasehold land is amortised over the lease periods ranging from 77 to 82 years. Depreciation of other property, plant and equipment is computed on the reducing balance method to write off the cost of the various property, plant and equipment over their estimated useful lives at the following annual rates:

Buildings and factory extension	2% to 5%
Staff quarters	2% to 10%
Plant and machinery	5% to 10%
Motor vehicles	20%
Furniture, fixtures and equipment	5% to 20%
Electrical installation	10%
Water dispensers	10%

The estimated useful lives, residual values and depreciation method of property, plant and equipment are reviewed at each year end, with the effect of any changes in estimates accounted for prospectively.

The gain or loss arising on disposal or retirement of an item of property, plant and equipment is determined as the difference between the sale proceeds and the carrying amount of the asset and is recognised in profit or loss.

### Property, Plant and Equipment Under Hire-Purchase Arrangements

Assets acquired under hire-purchase arrangements which transfer substantially all of the risks and rewards incident to ownership of the assets are capitalised under property, plant and equipment. The assets and the corresponding hire-purchase obligations are recorded at their fair values or, if lower, at the present value of the minimum hire-purchase payments of the assets at the inception of the respective arrangements.

Finance costs, which represent the differences between the total hire-purchase commitments and the fair values of the assets acquired, are charged to profit or loss over the term of the relevant hire-purchase period so as to give a constant periodic rate of charge on the remaining balance of the obligations for each accounting period.

### Leases

Leases are classified as finance leases whenever the terms of the lease transfer substantially all the risks and rewards of ownership to the lessee. All other leases, other than leasehold properties classified as investment property, are classified as operating leases. Property interest held under an operating lease to earn rentals or for capital appreciation or both is classified as investment property.

Assets held under finance leases are initially recognised as assets of the Group at their fair value at the inception of the lease or, if lower, at the present value of the minimum lease payments. The corresponding liability to the lessor is included in the statement of financial position as a finance lease obligation. Lease payments are apportioned between finance charges and reduction of the lease obligation so as to achieve a constant rate of interest on the remaining balance of the liability. Finance charges are charged to profit or loss, unless they are directly attributable to qualifying assets, in which case they are capitalised in accordance with the Group's general policy on borrowing costs.

Operating lease payments are recognised as an expense on a straight-line basis over the lease term, except where another systematic basis is more representative of the time pattern in which economic benefits from the leased asset are consumed. Contingent rentals arising under operating leases are recognised as an expense in the year in which they are incurred.

In the event that lease incentives are received to enter into operating leases, such incentives are recognised as a liability. The aggregate benefit of incentives is recognised as a reduction of rental expense on a straight-line basis, except where another systematic basis is more representative of the time pattern in which economic benefits from the leased asset are consumed.



# NOTES TO THE FINANCIAL STATEMENTS

## 3. SIGNIFICANT ACCOUNTING POLICIES (CONT'D)

### Investment Properties

Investment properties, which are properties held to earn rentals and/or for capital appreciation, are measured initially at cost, including transaction cost. Subsequent to initial recognition, investment properties are measured at fair value. Fair value is arrived by reference to market evidence of transaction prices for similar properties. Gain or loss arising from changes in the fair values of investment properties are recognised in profit or loss in the year in which they arise.

Investment properties are derecognised when either they have been disposed of or when the investment properties are permanently withdrawn from use and no future economic benefit is expected from their disposal. Gain or loss on the retirement or disposal of an investment property is determined as the difference between the sale proceeds and the carrying amount of the asset and is recognised in profit or loss in the year in which the retirement or disposal arise.

### Investments in Subsidiary Companies

Investments in subsidiary companies are stated in the Company's financial statements at cost less accumulated impairment losses, if any.

### Goodwill

Goodwill acquired in a business combination is initially recognised as an asset at cost and is subsequently measured at cost less accumulated impairment losses. Goodwill arising on consolidation represents the excess of cost of business combination over the interest of the Group in the net fair values of the identifiable assets, liabilities and contingent liabilities recognised of the acquiree at the date of the combination.

Goodwill is not amortised. Instead, it is tested for impairment annually or more frequently if events or changes in circumstances indicate that it might be impaired.

For the purpose of impairment testing, goodwill is allocated to each of the cash-generating units of the Group expected to benefit from the synergies of the combination. Cash-generating units to which goodwill has been allocated are tested for impairment annually, or more frequently when there is an indication that the unit may be impaired. If the recoverable amount of the cash-generating unit is less than the carrying amount of the unit, the impairment loss is allocated first to reduce the carrying amount of any goodwill allocated to the unit and then to the other assets of the unit pro-rata on the basis of the carrying amount of each asset in the unit. Any impairment loss is recognised immediately in the consolidated statement of profit or loss and any impairment loss recognised for goodwill is not subsequently reversed.

On disposal of an entity or operation, the goodwill associated with the entity or operation disposed of is included in the carrying amount of the entity or operation when determining the gain or loss on disposal.

Any excess of the interest of the Group in the net fair values of the acquiree's identifiable assets, liabilities and contingent liabilities over cost of acquisition (previously known as negative goodwill) is reassessed and is recognised immediate in the consolidated statement of profit or loss.

### Impairment of Assets excluding Goodwill

At the end of each reporting period, the Group and the Company review the carrying amounts of their assets (other than inventories, financial assets and investment properties which are dealt with in their respective policies) to determine if there is any indication that those assets may be impaired. If any such indication exists, the recoverable amount of the asset is estimated.



# NOTES TO THE FINANCIAL STATEMENTS

## 3. SIGNIFICANT ACCOUNTING POLICIES (CONT'D)

### Impairment of Assets excluding Goodwill (cont'd)

Where it is not possible to estimate the recoverable amount of an individual asset, the Group and the Company estimate the recoverable amount of the cash-generating unit to which the asset belongs. Where a reasonable and consistent basis of allocation can be identified, corporate assets are also allocated to individual cash-generating units, or otherwise they are allocated to the smallest group of cash-generating units for which a reasonable and consistent allocation basis can be identified.

Recoverable amount is the higher of fair value less costs to sell and value in use. In assessing value in use, the estimated future cash flows are discounted to their present value using a pre-tax discount rate that reflects current market assessments of the time value of money and the risks specific to the asset for which the estimates of future cash flows have not been adjusted.

Whenever the carrying amount of an asset exceeds its recoverable amount, an impairment loss is recognised in profit or loss. An impairment loss is reversed if there has been a change in the estimate used to determine the recoverable amount.

An impairment loss is only reversed to the extent that the carrying amount of the asset does not exceed the carrying amount that would have been determined, net of depreciation or amortisation, had no impairment loss been recognised for the asset in prior years. A reversal is recognised immediately in profit or loss.

### Inventories

Inventories are stated at the lower of cost and net realisable value.

Cost is determined principally on the "First-in, First-out" and "Weighted Average" methods. Cost of raw materials, trading merchandise, packing materials, spare parts and goods-in-transit comprise the original purchase price plus cost incurred in bringing the inventories to their existing location and condition. Cost of finished goods and work-in-progress comprise the cost of direct and packing materials, direct labour and a proportion of production overheads. Net realisable value represents the estimated selling price in the ordinary course of business less selling and distribution costs and all other estimated costs to completion.

### Provisions

Provisions are recognised when the Group and the Company have a present obligation (legal or constructive) as a result of past event and it is probable that the Group and the Company will be required to settle the obligation, and a reliable estimate can be made of the amount of the obligation.

The amount recognised as a provision is the best estimate of the consideration required to settle the present obligation at the end of the reporting period, taking into account the risks and uncertainties surrounding the obligation. Where a provision is measured using the cash flows estimated to settle the present obligation, its carrying amount is the present value of those cash flows.

When some or all of the economic benefits required to settle a provision are expected to be recovered from a third party, a receivable is recognised as an asset if it is virtually certain that reimbursement will be received and the amount of the receivable can be measured reliably.

### Research and Development Costs

Research costs relating to the original and planned investigation undertaken with the prospect of gaining new technical knowledge and understanding, are recognised as an expense when incurred.





# NOTES TO THE FINANCIAL STATEMENTS

## 3. SIGNIFICANT ACCOUNTING POLICIES (CONT'D)

### Research and Development Costs (cont'd)

Development costs represent costs incurred in the application of research findings or other knowledge to a plan or design for the production of new or substantially improved materials, devices, products, processes, systems, or services prior to the commencement of commercial production or use. Development costs are charged to profit or loss in the year in which it is incurred except where a clearly-defined project is undertaken and it is probable that the development costs will give rise to future economic benefits. Such development costs are recognised as an intangible asset and amortised on a straight-line method over the life of the project from the date of commencement of commercial operation, which is on average five years.

### Financial Instruments

Financial instruments are recognised in statements of financial position when, and only when the Group and the Company become a party to the contractual provisions of the financial instruments.

Where the purchase or sale of a financial asset is under a contract whose terms require delivery of the financial asset within the timeframe established by the market concerned, such financial assets are recognised and derecognised on trade date.

Financial instruments are initially measured at fair value, plus transaction costs, except for those financial assets and financial liabilities classified as at fair value through profit or loss ("FVTPL"), which are initially measured at fair value.

### Effective interest method

The effective interest method is a method of calculating the amortised cost of a financial instrument and of allocating interest income or expense over the relevant period. The effective interest rate is the rate that exactly discounts estimated future cash receipts or payments (including all fees on points paid or received that form an integral part of the effective interest rate, transaction costs and other premiums or discounts) through the expected life of the financial asset or financial liability, or (where appropriate) a shorter period, to the net carrying amount on initial recognition.

Income and expense is recognised on an effective interest basis for debt instruments other than those financial assets or financial liabilities classified as at FVTPL.

### (a) Financial assets

Financial assets of the Group and of the Company are classified into 'available-for-sale' ("AFS") financial assets and 'loans and receivables'. The classification depends on the nature and purpose of the financial assets and is determined at the time of initial recognition.

#### (i) AFS financial assets

AFS financial assets are non-derivatives that are either designated as available-for-sale or are not classified as loans and receivables, held-to-maturity investments or financial assets at FVTPL. All AFS financial assets are measured at fair value at the end of the reporting period. Gains and losses arising from changes in fair value are recognised in other comprehensive income and accumulated in the investment revaluation reserve, with the exception of impairment losses, interest calculated using the effective interest method, and foreign exchange gains and losses on monetary assets, which are recognised in profit or loss. Where the investment is disposed of or is determined to be impaired, the cumulative gain or loss previously accumulated in the investment revaluation reserve is reclassified to profit or loss.

AFS equity investments that do not have a quoted market price in an active market and whose fair value cannot be reliably measured and derivatives that are linked to and must be settled by delivery of such unquoted equity investments are measured at cost less any identified impairment losses at the end of the reporting period.

Dividends on AFS equity instruments are recognised in profit or loss when the Group's and the Company's right to receive the dividends is established.



# NOTES TO THE FINANCIAL STATEMENTS

## 3. SIGNIFICANT ACCOUNTING POLICIES (CONT'D)

### Financial Instruments (cont'd)

#### *Effective interest method (cont'd)*

#### (a) Financial assets (cont'd)

##### (ii) *Loans and receivables*

Loans and receivables are non-derivative financial assets with fixed or determinable payments that are not quoted in an active market. Loans and receivables are measured at amortised cost using the effective interest method, less any impairment. Interest income is recognised by applying the effective interest rate, except for short-term receivables when the recognition of interest would be immaterial.

##### (iii) *Impairment of financial assets*

Financial assets, other than those at FVTPL, are assessed for indicators of impairment at the end of each reporting period. Financial assets are considered to be impaired when there is objective evidence that, as a result of one or more events that occurred after the initial recognition of the financial asset, the estimated future cash flows of the financial asset have been affected.

Objective evidence of impairment could include:

- significant financial difficulty of the issuer or counterparty; or
- breach of contract, such as default or delinquency in interest or principal payments; or
- it becoming probable that the borrower will enter bankruptcy or financial re-organisation; or
- the disappearance of an active market for that financial asset because of financial difficulties.

For certain categories of financial asset, such as trade receivables, assets that are assessed not to be impaired individually are, in addition, assessed for impairment on a collective basis. Objective evidence of impairment for a portfolio of receivables could include the Group's and the Company's past experience of collecting payments, an increase in the number of delayed payments in the portfolio past the average credit period, as well as observable changes in national or local economic conditions that correlate with default on receivables.

AFS investments are considered to be impaired when there is objective evidence that, as a result of one or more events that occurred after the initial recognition of the AFS investments, the estimated future cash flows of the investments have been affected. For unlisted equity investments classified as AFS, a significant or prolonged decline in the fair value of the investments below their costs is considered to be objective evidence of impairment. When an AFS investment is considered to be impaired, cumulative gains or losses previously recognised in other comprehensive income are reclassified to profit or loss even though the investment has not been derecognised. Impairment losses of AFS investments previously recognised in profit or loss are not reversed through profit or loss. Any increase in fair value subsequent to an impairment loss is recognised in other comprehensive income and accumulated under investment revaluation reserve.

For financial assets carried at amortised cost, the amount of the impairment loss recognised is the difference between the asset's carrying amount and the present value of estimated future cash flows, discounted at the financial asset's original effective interest rate.

For financial assets carried at cost, the amount of the impairment loss is measured as the difference between the asset's carrying amount and the present value of the estimated future cash flows discounted at the current market rate of return for a similar financial asset. Such impairment loss will not be reversed in subsequent periods.



# NOTES TO THE FINANCIAL STATEMENTS

## 3. SIGNIFICANT ACCOUNTING POLICIES (CONT'D)

### Financial Instruments (cont'd)

#### Effective interest method (cont'd)

#### (a) Financial assets (cont'd)

##### (iii) Impairment of financial assets (cont'd)

The carrying amount of the financial asset is reduced by the impairment loss directly for all financial assets with the exception of trade receivables, where the carrying amount is reduced through the use of an allowance account. When a trade receivable is considered uncollectible, it is written off against the allowance account. Subsequent recoveries of amounts previously written off are credited against the allowance account. Changes in the carrying amount of the allowance account are recognised in profit or loss.

For financial assets measured at amortised cost, if, in a subsequent period, the amount of the impairment loss decreases and the decrease can be related objectively to an event occurring after the impairment was recognised, the previously recognised impairment loss is reversed through profit or loss to the extent that the carrying amount of the investment at the date the impairment is reversed does not exceed what the amortised cost would have been had the impairment not been recognised.

In respect of AFS debt securities, impairment losses are subsequently reversed through profit or loss if an increase in the fair value of the investment can be objectively related to an event occurring after the recognition of the impairment loss.

##### (iv) Derecognition of financial assets

The Group and the Company derecognise a financial asset only when the contractual rights to the cash flows from the asset expire, or when it transfers the financial asset and substantially all the risks and rewards of ownership of the asset to another entity. If the Group and the Company neither transfer nor retain substantially all the risks and rewards of ownership and continues to control the transferred asset, the Group and the Company recognise their retained interest in the asset and an associated liability for amounts it may have to pay. If the Group and the Company retain substantially all the risks and rewards of ownership of a transferred financial asset, the Group and the Company continue to recognise the financial asset and also recognise a collateralised borrowing for the proceeds received.

On derecognition of a financial asset in its entirety, the difference between the asset's carrying amount and the sum of the consideration received and receivable and the cumulative gain or loss that had been recognised in other comprehensive income and accumulated in equity is recognised in profit or loss.

#### (b) Financial liabilities and equity instruments

##### (i) Classification as debt or equity

Debt and equity instruments are classified as either financial liabilities or as equity in accordance with the substance of the contractual arrangement and the definition of a financial liability and an equity instrument.

##### (ii) Equity instruments

An equity instrument is any contract that evidences a residual interest in the assets of an entity after deducting all of its liabilities. Equity instruments issued by the Group and the Company are recognised at the proceeds received, net of direct issue costs.

Shares repurchased by the Company are held as treasury shares, and are stated at the cost of repurchases, including directly attributable costs.



# NOTES TO THE FINANCIAL STATEMENTS

## 3. SIGNIFICANT ACCOUNTING POLICIES (CONT'D)

### Financial Instruments (cont'd)

#### Effective interest method (cont'd)

#### (b) Financial liabilities and equity instruments (cont'd)

##### (ii) Equity instruments (cont'd)

Repurchase of the Company's own equity instruments is recognised and deducted directly in equity. No gain or loss is recognised in profit or loss on the purchase, sale, issue or cancellation of the Company's own equity instruments.

##### (iii) Financial liabilities

Financial liabilities of the Group and the Company are classified into "other financial liabilities" category.

##### (iv) Other financial liabilities

Other financial liabilities, including borrowings, are initially measured at fair value, net of transaction costs and are subsequently measured at amortised cost using the effective interest method, with interest expense recognised on an effective yield basis.

##### (v) Derecognition of financial liabilities

The Group and the Company derecognise financial liabilities when, and only when, the Group's and the Company's obligations are discharged, cancelled or they expire. The difference between the carrying amount of the financial liability derecognised and the consideration paid or payable is recognised in profit or loss.

#### (c) Derivative financial instruments

The Group enters into foreign exchange forward contracts to manage its exposure to foreign exchange rate risk.

Derivatives are initially recognised at fair value at the date the derivative contract is entered into and are subsequently remeasured to their fair value at the end of each reporting period. The resulting gain or loss is recognised in profit or loss immediately unless the derivative is designated and effective as a hedging instrument, in which event the timing of the recognition in profit or loss depends on the nature of the hedge relationship.

A derivative with a positive fair value is recognised as a financial asset; a derivative with a negative fair value is recognised as a financial liability. A derivative is presented as a non-current asset or a non-current liability if the remaining maturity of the instrument is more than 12 months and it is not expected to be realised or settled within 12 months. Other derivatives are presented as current assets or current liabilities.

### Statements of Cash Flows

The Group and the Company adopt the indirect method in the preparation of the statements of cash flows.

Cash and cash equivalents consists of cash and bank balances, deposits with licensed banks, bank overdrafts and highly liquid investments which are readily convertible to cash with insignificant risks of changes in value. For the purpose of the statements of cash flows, cash and cash equivalents are presented net of bank overdrafts.

## 4. CRITICAL ACCOUNTING JUDGEMENTS AND KEY SOURCES OF ESTIMATION UNCERTAINTY

In the application of the accounting policies of the Group and of the Company which are described in Note 3, the directors are required to make estimates and assumptions about the carrying amounts of assets and liabilities that are not readily apparent from other sources. The estimates and associated assumptions are based on historical experience and other factors that are considered to be relevant. Actual results may differ from these estimates.



## NOTES TO THE FINANCIAL STATEMENTS

#### 4. CRITICAL ACCOUNTING JUDGEMENTS AND KEY SOURCES OF ESTIMATION UNCERTAINTY (CONT'D)

In the process of applying accounting policies of the Group and of the Company, the directors are of the opinion that there are no instances of application of judgement which are expected to have a significant effect on the amounts recognised in the financial statements.

The estimates and underlying assumptions are reviewed on an ongoing basis. Revisions to accounting estimates are recognised in the period in which the estimate is revised if the revision affects only that period, or in the period of the revision and future periods if the revision affects both current and future periods.

The key assumptions concerning the future, and other key sources of estimation uncertainty at the end of the reporting period, that have a significant risk of causing a material adjustment to the carrying amounts of assets and liabilities within the next financial year, are discussed below:

(a) Estimated Useful Lives of Property, Plant and Equipment

The Group regularly reviews the estimated useful lives of property, plant and equipment based on factors such as business plan and strategies, expected level of usage and future technological developments. Future results of operations could be materially affected by changes in these estimates brought about by changes in the factors mentioned above. A reduction in the estimated useful lives of property, plant and equipment would increase the recorded depreciation and decrease the value of property, plant and equipment.

(b) Recoverability of Receivables

The Group makes allowance for doubtful receivables based on an assessment of the recoverability of trade and other receivables. An allowance is established for trade and other receivables where events or changes in circumstances indicate that the balances may not be collectible. The identification of doubtful receivables requires use of judgment and estimates.

Where the expectation is different from the original estimate, such difference will impact the carrying value of the trade and other receivables and doubtful receivables expenses in the period in which such estimate has been changed.

(c) Allowance for Slow Moving and Obsolete Inventories

The Group makes allowance for slow moving and obsolete inventories based on an assessment of the recoverability of the inventories through sales and recycling for alternative uses. Allowance is applied to inventories where events or changes in circumstances indicate that the costs may not be recoverable.

The identification of slow moving and obsolete inventories requires use of judgment and estimates.

Where the expectation is different from the original estimate, such difference will impact the carrying value of the inventories and slow moving inventories expenses in the period in which such estimate has been changed.

(d) Deferred Tax on Investment Properties

For the purposes of measuring deferred tax liabilities arising from investment properties that are measured using the fair value model, the directors have reviewed the Group's investment property portfolio and concluded that the Group's investment properties are not being held under a business model whose objective is to consume substantially all of the economic benefits embodied in the investment properties over time, rather than through sale. Therefore, in determining the Group's deferred tax on investment properties, the directors have determined that the presumption that the carrying amounts of the investment properties measured using the fair value model are recovered entirely through sale is not rebutted. As a result, the Group has recognised deferred tax liabilities on changes in fair values of investment properties based on the expected rate that would apply on disposal of the investment properties.



## NOTES TO THE FINANCIAL STATEMENTS

### 4. CRITICAL ACCOUNTING JUDGEMENTS AND KEY SOURCES OF ESTIMATION UNCERTAINTY (CONT'D)

(e) Income Taxes

The Group is subject to income taxes of numerous jurisdictions. Judgement is required in determining the capital allowances and deductibility of certain expenses during the estimation of the provision for income taxes. There are many transactions and calculations for which the ultimate tax determination is uncertain during the ordinary course of business. Where the final tax outcome of these matters is different from the amounts that were initially recorded, such differences will impact the income tax and deferred tax provisions in the period in which such determination is made.

### 5. REVENUE

	The Group		The Company	
	2016 RM'000	2015 RM'000	2016 RM'000	2015 RM'000
Sale of goods	287,865	253,667	-	-
Income from mini golf operation	361	-	-	-
Dividend income from subsidiary companies	-	-	8,795	6,955
	288,226	253,667	8,795	6,955

### 6. SEGMENT REPORTING

An operating segment is a component of the Group that engages in business activities from which it may earn revenue and incur expenses, including revenues and expenses that relate to transactions with any of the Group's other components. Operating segment results are reviewed regularly by the chief operating decision maker and senior management of the Group, to make decisions about resources to be allocated to the segment and to assess its performance, and for which discrete financial information is available.

The Group has three reportable segments, which are the Group's strategic business units. The strategic business units offer different products and services and are managed separately as they require different technology and marketing strategies. The chief operating decision maker and senior management reviews the management reports of each of the strategic units on a monthly basis.

Segments comprise:

Segment	Products and services
Manufacturing	Natural mineral water, carbonated flavoured water, distilled water, drinking water, non-carbonated flavoured water, PET preforms, PET bottles, caps and toothbrushes
Trading	Bottled water and other consumer products
Others	Recreational park, investment and properties holding

For financial statements presentation purposes, these individual operating segments have been aggregated into a single operating segment taking into account the following factors:

- the production of merchandise of the products are similar; and
- the methods used to distribute the products to the customers are the same.



## NOTES TO THE FINANCIAL STATEMENTS

### 6. SEGMENT REPORTING (CONT'D)

The Group 2016	Manufacturing RM'000	Trading RM'000	Others RM'000	Eliminations RM'000	Consolidated RM'000
<b>Revenue</b>					
External sales	272,975	14,890	361	-	228,226
Inter-segment sales	65,032	16	8,824	(73,872)	-
<b>Total revenue</b>	<b>338,007</b>	<b>14,906</b>	<b>9,185</b>	<b>(73,872)</b>	<b>288,226</b>
<b>Results</b>					
Segment results	41,132	(143)	9,588	(11,586)	38,991
Finance costs					(2,080)
Investment revenue					167
Profit before tax					37,078
Income tax expense					(8,621)
Profit for the year					28,457
<b>Other information</b>					
Capital additions	23,801	121	448	(5)	24,365
Depreciation of property, plant and equipment	12,601	50	65	-	12,716
Property, plant and equipment written off	680	5	-	-	685
Loss on disposal of property, plant and equipment	671	-	-	-	671
Reversal of impairment loss on receivables	250	71	-	-	321
Receivables written off	78	-	-	-	78
Deposits written off	45	-	-	-	45
Allowance for slow moving and obsolete inventories no longer required	32	-	-	-	32
Impairment loss on receivables	7	-	-	-	7
Fair value adjustment of investment	-	-	10	-	10
Gain on disposal of investment	-	-	6	-	6
<b>Assets</b>					
Segment assets	351,056	7,285	151,213	(161,550)	348,004
Unallocated segment assets					248
<b>Consolidated Total Assets</b>					<b>348,252</b>
<b>Liabilities</b>					
Segment liabilities	145,128	4,437	5,414	(84,894)	70,085
Unallocated segment liabilities					19,347
<b>Consolidated Total Liabilities</b>					<b>89,432</b>



# NOTES TO THE FINANCIAL STATEMENTS

## 6. SEGMENT REPORTING (CONT'D)

<b>The Group 2015</b>	<b>Manufacturing RM'000</b>	<b>Trading RM'000</b>	<b>Others RM'000</b>	<b>Eliminations RM'000</b>	<b>Consolidated RM'000</b>
<b>Revenue</b>					
External sales	240,314	13,353	-	-	253,667
Inter-segment sales	58,824	13	6,955	(65,792)	-
<b>Total revenue</b>	<b>299,138</b>	<b>13,366</b>	<b>6,955</b>	<b>(65,792)</b>	<b>253,667</b>
<b>Results</b>					
Segment results	34,529	733	7,690	(8,335)	34,617
Finance costs					(2,734)
Investment revenue					80
Profit before tax					31,963
Income tax expense					(9,156)
Profit for the year					22,807
<b>Other information</b>					
Capital additions	18,915	10	241	(57)	19,109
Depreciation of property, plant and equipment	12,091	57	14	-	12,162
Impairment loss on receivables	683	32	-	-	715
Allowance for slow moving and obsolete inventories no longer required	104	-	-	-	104
Property, plant and equipment written off	85	-	-	-	85
Gain on disposal of property, plant and equipment	14	-	-	-	14
Receivables written off	2	-	-	-	2
Reversal of impairment loss on receivables	-	23	-	-	23
Fair value adjustments of:					
Investment properties	-	-	230	-	230
Other investment	-	-	5	-	5
<b>Assets</b>					
Segment assets	188,664	2,699	120,316	-	311,679
Unallocated segment assets					59
<b>Consolidated Total Assets</b>					<b>311,738</b>
<b>Liabilities</b>					
Segment liabilities	96,127	1,605	1,102	(64,692)	34,142
Unallocated segment liabilities					62,050
<b>Consolidated Total Liabilities</b>					<b>96,192</b>





## NOTES TO THE FINANCIAL STATEMENTS

### 6. SEGMENT REPORTING (CONT'D)

#### Geographical segments

Information on the Group's operations and analysis of the carrying amounts of segment assets and capital additions by geographical segment has not been provided as the segment assets and capital additions of the Group located outside Malaysia is less than 10% of its total segment assets and capital additions respectively.

The Group's analysis of the segment revenue from external customers by geographical area based on the geographical location of its customers has not been provided as the export sales of the Group is less than 10% of its total revenue.

### 7. OTHER GAINS AND LOSSES, OTHER EXPENSES AND EMPLOYEE BENEFITS EXPENSE

Included in other gains and losses and other expenses are the following:

	Note	The Group		The Company	
		2016 RM'000	2015 RM'000	2016 RM'000	2015 RM'000
Reversal of impairment loss on receivables	19	321	23	-	-
Unrealised gain on foreign exchange		243	69	-	-
Rental income:					
- Premises		235	116	-	-
- Motor vehicles		188	161	-	-
- Water dispensers		2	3	-	-
- Others		8	-	-	-
Investment revenue	8	167	80	71	-
Interest income		82	37	1,725	1,381
Allowance for slow moving and obsolete inventories no longer required	18	32	104	-	-
Fair value adjustments of:					
- Investment properties	14	-	230	-	-
- Other investment		10	5	10	5
Gain on disposal of investment		6	-	6	-
(Loss)/Gain on disposal of property, plant and equipment		(671)	14	-	-
Rental expense:					
- Plant and equipment		(1,005)	(909)	-	-
- Premises		(319)	(17)	-	-
Property, plant and equipment written off		(685)	(85)	-	-
Realised loss on foreign exchange		(315)	(164)	-	-
Auditors' remuneration:					
Statutory audit		(192)	(152)	(36)	(38)
Others		(6)	(6)	-	-
Research and development expenditure		(153)	(345)	-	-
Receivables written off		(78)	(2)	-	-
Deposits written off		(45)	-	-	-
Impairment loss recognised on receivables	19	(7)	(715)	-	-



## NOTES TO THE FINANCIAL STATEMENTS

### 7. OTHER GAINS AND LOSSES, OTHER EXPENSES AND EMPLOYEE BENEFITS EXPENSE (CONT'D)

Included in employee benefits expense are the following:

	Note	The Group		The Company	
		2016 RM'000	2015 RM'000	2016 RM'000	2015 RM'000
Directors' remuneration	9	4,089	3,142	370	516
Contributions to Employees' Provident Fund		2,434	2,124	-	-
Equity-settled share-based payments		744	2,135	-	-
Rental of hostels		59	54	-	-

#### Compensation of key management personnel

Key management personnel are defined as those persons having authority and responsibility for planning, directing and controlling the activities of the Company which includes Executive Directors of the Company and certain members of senior management of the Company.

The remuneration of directors are disclosed in Note 9. The remuneration of other members of key management personnel of the Group during the financial year are as follows:

	The Group	
	2016 RM'000	2015 RM'000
Short-term employee benefits	2,691	2,763
Post-employment benefits - Defined contribution plan	325	359
Equity-settled share-based payments	138	501
	3,154	3,623

The estimated monetary value of benefits-in-kind received and receivable by other members of key management personnel otherwise than in cash from the Group amounted to RM80,605 (2015: RM73,560).

### 8. INVESTMENT REVENUE

	The Group		The Company	
	2016 RM'000	2015 RM'000	2016 RM'000	2015 RM'000
Rental income from investment properties	96	80	-	-
Income from short-term investments	71	-	71	-
	167	80	71	-

The following is an analysis of investment revenue earned by category of assets:

	The Group		The Company	
	2016 RM'000	2015 RM'000	2016 RM'000	2015 RM'000
Investment income earned on:				
Non-financial assets	96	80	-	-
Non-derivative financial assets carried at fair value through profit or loss	71	-	71	-
	167	80	71	-



## NOTES TO THE FINANCIAL STATEMENTS

### 9. DIRECTORS' REMUNERATION

	The Group		The Company	
	2016 RM'000	2015 RM'000	2016 RM'000	2015 RM'000
Directors of the Company:				
Fees	309	267	219	179
Equity-settled share-based payments	256	640	104	295
Other emoluments	3,443	2,143	47	42
	4,008	3,050	370	516
Directors of the subsidiary companies:				
Fees	27	26	-	-
Equity-settled share-based payments	11	31	-	-
Other emoluments	43	35	-	-
	81	92	-	-
	4,089	3,142	370	516

Included in directors' other emoluments are contributions made by the Group to the Employees' Provident Fund of RM333,994 (2015: RM165,314).

The estimated monetary value of benefits-in-kind received and receivable by the directors otherwise than in cash from the Group amounted to RM190,529 (2015: RM138,733).

### 10. FINANCE COSTS

	The Group		The Company	
	2016 RM'000	2015 RM'000	2016 RM'000	2015 RM'000
Interest on:				
Bankers' acceptances	606	747	-	-
Term loans	580	942	-	-
Revolving credits	483	455	-	-
Hire-purchase	63	229	-	-
Bank overdrafts	2	12	-	-
Onshore foreign currency loan (USD)	1	5	-	-
Total interest expense for financial liabilities not classified as at fair value through profit or loss	1,735	2,390	-	-
Other finance costs	345	344	-	-
	2,080	2,734	-	-



# NOTES TO THE FINANCIAL STATEMENTS

## 11. INCOME TAX EXPENSE

	The Group		The Company	
	2016 RM'000	2015 RM'000	2016 RM'000	2015 RM'000
Income tax:				
Current year	8,332	7,350	418	277
Prior year	69	40	57	(2)
	8,401	7,390	475	275
Deferred tax (Note 27):				
Relating to origination and reversal of temporary differences	445	1,689	-	-
Relating to crystallisation of deferred tax liability on revaluation surplus	(21)	(29)	-	-
Prior year	(204)	106	-	-
	220	1,766	-	-
	8,621	9,156	475	275

The Group's and the Company's income tax rate is at 24% for the year of assessment 2016 (2015: 25%) except for its foreign subsidiary companies whose income tax rates range from 16.5% to 25%.

The income tax expense for the year can be reconciled to the accounting profit as follows:

	The Group		The Company	
	2016 RM'000	2015 RM'000	2016 RM'000	2015 RM'000
Profit before tax	37,078	31,963	10,147	7,507
Tax at the applicable statutory income tax rate of 24% (2015: 25%)	8,794	7,993	2,435	1,877
Tax effects of:				
Expenses that are not deductible in determining taxable profit	1,055	1,721	97	139
Current year unutilised tax losses and unabsorbed capital allowances not recognised as deferred tax assets	393	7	-	-
Reinvestment allowance recognised as deferred tax assets	(1,129)	-	-	-
Utilisation of reinvestment allowances	(405)	(559)	-	-
Expenses allowed for double tax deductions	(346)	(88)	-	-
Income that is not taxable in determining taxable profit	(5)	(64)	(2,114)	(1,739)
Others	399	-	-	-
Income tax - prior year	69	40	57	(2)
Deferred tax - prior year	(204)	106	-	-
Income tax expense recognised in statements of profit or loss	8,621	9,156	475	275



## NOTES TO THE FINANCIAL STATEMENTS

### 11. INCOME TAX EXPENSE (CONT'D)

As of May 31, 2016, the estimated unabsorbed reinvestment allowances of the Group which are available for offset against future taxable income amounted to RM4,585,000 (2015: RM145,000).

The deferred tax impact of the unabsorbed reinvestment allowances of the Group amounting to RM1,100,000 (2015: Nil) has been recognised in full in the financial year as mentioned in Note 27.

#### Current tax assets and liabilities

	The Group		The Company	
	2016 RM'000	2015 RM'000	2016 RM'000	2015 RM'000
<b>Current tax assets</b>				
Tax refund receivable	248	59	-	46
<b>Current tax liabilities</b>				
Income tax payable	1,088	1,759	47	-

### 12. EARNINGS PER SHARE

The basic and diluted earnings per ordinary share are calculated as follows:

	The Group	
	2016	2015
Profit for the year attributable to owners of the Company (RM'000)	28,457	22,807
Number of ordinary shares in issue as of June 1 ('000)	141,496	134,854
Shares repurchased and held as treasury shares ('000)	(24)	(24)
Weighted average number of ordinary shares issued during the year ('000)	141,472	134,830
Weighted average number of ordinary shares in issue ('000)	146,125	137,508
Basic earnings per ordinary share (sen)	19.5	16.6
Weighted average number of ordinary shares used in calculation of basic earnings per share ('000)	146,125	137,508
Shares deemed to be issued for no consideration in respect of ESOS and Warrants ('000)	12,099	13,841
Weighted average number of ordinary shares used in the calculation of diluted earnings per share ('000)	158,224	151,349
Diluted earnings per ordinary share (sen)	18.0	15.1

# NOTES TO THE FINANCIAL STATEMENTS

## 13. PROPERTY, PLANT AND EQUIPMENT

The Group 2016	Cost					
	At beginning of year RM'000	Additions RM'000	Disposals RM'000	Written off RM'000	Reclassification RM'000	At end of year RM'000
Freehold land	54,240	-	-	-	-	54,240
Long-term leasehold land	4,809	-	-	-	-	4,809
Buildings	50,000	1,745	-	-	1,913	53,658
Factory extension	3,665	-	-	-	-	3,665
Staff quarters	1,118	-	-	-	-	1,118
Plant and machinery	143,962	7,388	(2,161)	(2,975)	22,675	168,889
Plant and machinery under hire-purchase	15,168	-	-	-	(15,168)	-
Motor vehicles	13,434	2,293	(248)	-	396	15,875
Motor vehicles under hire-purchase	1,381	737*	-	-	(396)	1,722
Furniture, fixtures and equipment	15,634	2,062	(24)	(335)	-	17,337
Electrical installation	2,431	463	-	(1)	-	2,893
Water dispensers	301	-	-	(10)	-	291
Capital work-in-progress	650	9,677	-	-	(9,420)	907
Total	306,793	24,365	(2,433)	(3,321)	-	325,404

\* The hire-purchase agreement of the motor vehicle will only commence in June 2016.

The Group 2016	Accumulated depreciation					
	At beginning of year RM'000	Charge for the year RM'000	Disposals RM'000	Written off RM'000	Reclassification RM'000	At end of year RM'000
Freehold land	-	-	-	-	-	-
Long-term leasehold land	569	57	-	-	-	626
Buildings	6,205	917	-	-	-	7,122
Factory extension	550	156	-	-	-	706
Staff quarters	203	34	-	-	-	237
Plant and machinery	73,064	7,622	(1,368)	(2,340)	6,617	83,595
Plant and machinery under hire-purchase	5,666	951	-	-	(6,617)	-
Motor vehicles	7,511	1,419	(217)	-	196	8,909
Motor vehicles under hire-purchase	417	205	-	-	(196)	426
Furniture, fixtures and equipment	7,365	1,181	(9)	(288)	-	8,249
Electrical installation	983	162	-	(1)	-	1,144
Water dispensers	175	12	-	(7)	-	180
Capital work-in-progress	-	-	-	-	-	-
Total	102,708	12,716	(1,594)	(2,636)	-	111,194



## NOTES TO THE FINANCIAL STATEMENTS

### 13. PROPERTY, PLANT AND EQUIPMENT (CONT'D)

The Group 2015	Cost					
	At beginning of year RM'000	Additions RM'000	Disposals RM'000	Written off RM'000	Reclassification RM'000	At end of year RM'000
Freehold land	53,675	565	-	-	-	54,240
Long-term leasehold land	4,809	-	-	-	-	4,809
Buildings	46,999	690	-	-	2,311	50,000
Factory extension	2,732	913	-	-	20	3,665
Staff quarters	1,150	-	-	(32)	-	1,118
Plant and machinery	125,128	6,904	(30)	(301)	12,261	143,962
Plant and machinery under hire-purchase	25,514	-	-	-	(10,346)	15,168
Motor vehicles	8,551	2,484	(141)	-	2,540	13,434
Motor vehicles under hire-purchase	3,569	352	-	-	(2,540)	1,381
Furniture, fixtures and equipment	13,475	1,613	(4)	(56)	606	15,634
Electrical installation	1,895	93	-	-	443	2,431
Water dispensers	301	-	-	-	-	301
Capital work-in-progress	450	5,495	-	-	(5,295)	650
Total	288,248	19,109	(175)	(389)	-	306,793

The Group 2015	Accumulated depreciation					
	At beginning of year RM'000	Charge for the year RM'000	Disposals RM'000	Written off RM'000	Reclassification RM'000	At end of year RM'000
Freehold land	-	-	-	-	-	-
Long-term leasehold land	511	58	-	-	-	569
Buildings	5,359	846	-	-	-	6,205
Factory extension	409	141	-	-	-	550
Staff quarters	190	36	-	(23)	-	203
Plant and machinery	62,848	6,825	(25)	(242)	3,658	73,064
Plant and machinery under hire-purchase	7,726	1,598	-	-	(3,658)	5,666
Motor vehicles	5,141	1,068	(115)	-	1,417	7,511
Motor vehicles under hire-purchase	1,364	470	-	-	(1,417)	417
Furniture, fixtures and equipment	6,453	951	(1)	(38)	-	7,365
Electrical installation	828	155	-	-	-	983
Water dispensers	161	14	-	-	-	175
Capital work-in-progress	-	-	-	-	-	-
Total	90,990	12,162	(141)	(303)	-	102,708



## NOTES TO THE FINANCIAL STATEMENTS

### 13. PROPERTY, PLANT AND EQUIPMENT (CONT'D)

The Group	Carrying amounts	
	2016 RM'000	2015 RM'000
Freehold land	54,240	54,240
Long-term leasehold land	4,183	4,240
Buildings	46,536	43,795
Factory extension	2,959	3,115
Staff quarters	881	915
Plant and machinery	85,294	70,898
Plant and machinery under hire-purchase	-	9,502
Motor vehicles	6,966	5,923
Motor vehicles under hire-purchase	1,296	964
Furniture, fixtures and equipment	9,088	8,269
Electrical installation	1,749	1,448
Water dispensers	111	126
Capital work-in-progress	907	650
<b>Total</b>	<b>214,210</b>	<b>204,085</b>

During the financial year, depreciation expense is charged to the following items in the statement of profit or loss:

	The Group	
	2016 RM'000	2015 RM'000
Depreciation of property, plant and equipment	12,707	12,154
Research and development expenses included in other expenses	9	8
	<b>12,716</b>	<b>12,162</b>

### 14. INVESTMENT PROPERTIES

The Group 2016	At beginning of year RM'000	Fair value adjustments RM'000	Disposals RM'000	At end of year RM'000
<b>At fair value</b>				
Freehold land and buildings	614	-	-	614
Long-term leasehold land	1,710	-	-	1,710
Short-term leasehold land	590	-	-	590
Buildings	1,376	-	-	1,376
Renovation	64	-	-	64
<b>Total</b>	<b>4,354</b>	<b>-</b>	<b>-</b>	<b>4,354</b>





## NOTES TO THE FINANCIAL STATEMENTS

### 14. INVESTMENT PROPERTIES (CONT'D)

The Group 2015	At beginning of year RM'000	Fair value adjustments RM'000	Disposals RM'000	At end of year RM'000
<b>At fair value</b>				
Freehold land and buildings	614	-	-	614
Long-term leasehold land	1,585	125	-	1,710
Short-term leasehold land	530	60	-	590
Buildings	1,331	45	-	1,376
Renovation	64	-	-	64
<b>Total</b>	<b>4,124</b>	<b>230</b>	<b>-</b>	<b>4,354</b>

The fair value of the Group's investment properties as of May 31, 2016 had been arrived at on the basis of a valuation carried out by independent valuers who have appropriate qualifications and recent experience in the valuation of properties in the relevant locations. The valuation was arrived at by reference to the market evidence of transaction prices for similar properties.

The fair value of the investment properties were determined based on the market comparable approach that reflects recent transacted prices for similar properties. In estimating the fair value of the properties, the highest and best use of the properties is their current use.

As of May 31, 2016, there were no contractual obligations for future repairs and maintenance of the investment properties (2015: Nil).

Details of the Group's investment properties and information about the fair value hierarchy as of May 31, 2016 are as follows:

The Group 2016	Fair Value		
	Level 1 RM'000	Level 2 RM'000	Level 3 RM'000
Freehold land and buildings	-	614	-
Long-term leasehold land	-	1,710	-
Short-term leasehold land	-	590	-
Buildings	-	1,376	-
Renovation	-	64	-

#### The Group 2015

Freehold land and buildings	-	614	-
Long-term leasehold land	-	1,710	-
Short-term leasehold land	-	590	-
Buildings	-	1,376	-
Renovation	-	64	-

There were no transfers between Levels 1 and 2 during the financial year.



## NOTES TO THE FINANCIAL STATEMENTS

### 14. INVESTMENT PROPERTIES (CONT'D)

During the financial year, direct operating expenses incurred relating to the investment properties of the Group are as follows:

The Group	Generate rental income		Do not generate rental income	
	2016 RM'000	2015 RM'000	2016 RM'000	2015 RM'000
Quit rent and assessments	12	14	11	10
Electricity and water charges	-	1	3	3
Repair and maintenance	-	-	-	1

### 15. INVESTMENTS IN SUBSIDIARY COMPANIES

The Company	2016 RM'000	2015 RM'000
Unquoted shares, at cost:		
At beginning of year	71,737	69,328
Subscription of shares	55	-
Additions	907	2,574
Reversals	(142)	(165)
At end of year	72,557	71,737

The additions and reversals during the year relate to share options granted to the directors and employees of the subsidiary companies in prior years.

During the year, the Company subscribed for 100,000 ordinary shares of HKD1 each of Spritzer (Hong Kong) Limited for a total consideration of RM55,550. Details on change of group composition during the financial year are further disclosed in Note 36.

The details of the subsidiary companies are as follows:

Name of Company	Place of Incorporation	Proportion of ownership interest and voting power held by the Group		Principal Activities
		2016 %	2015 %	
<b>Direct subsidiary companies</b>				
Chuan Sin Sdn Bhd	Malaysia	100	100	Production of natural mineral water, carbonated flavoured water, distilled water, drinking water and non-carbonated flavoured water.
Golden PET Industries Sdn Bhd*	Malaysia	100	100	Manufacturing and selling of PET preforms, bottles, caps, toothbrushes and other plastic products.



## NOTES TO THE FINANCIAL STATEMENTS

### 15. INVESTMENTS IN SUBSIDIARY COMPANIES (CONT'D)

The details of the subsidiary companies are as follows: (cont'd)

Name of Company	Place of Incorporation	Proportion of ownership interest and voting power held by the Group		Principal Activities
		2016 %	2015 %	
<b>Direct subsidiary companies (cont'd)</b>				
Chuan Sin Cactus Sdn Bhd	Malaysia	100	100	Distribution of bottled water and other consumer products.
PET Master Sdn Bhd	Malaysia	100	100	Manufacturing and selling of PET preforms.
Angenet Sdn Bhd	Malaysia	100	100	Manufacturing and selling of bottled water.
Spritzer EcoPark Sdn Bhd	Malaysia	100	100	Operator of a mini golf course and recreational park.
Spritzer (Hong Kong) Limited*	Hong Kong	100	-	Investment holding.
<b>Indirect subsidiary company held through Spritzer (Hong Kong) Limited</b>				
Spritzer (Guangzhou) Trading Limited#	People's Republic of China	100	-	Distribution of bottled water and other consumer products.

\* The financial statements of this company are examined by auditors other than the auditors of the Company.

# The financial statements of this company are examined by a member firm of the auditors of the Company.

### 16. GOODWILL ON CONSOLIDATION

The Group	2016 RM'000	2015 RM'000
At beginning and end of year	40	40

#### ***Impairment tests for cash-generating units ("CGU") containing goodwill***

Carrying amount of goodwill is allocated to Chuan Sin Cactus Sdn Bhd's trading operations.

The directors did not test the above goodwill for impairment in 2016 as the operations of Chuan Sin Cactus Sdn Bhd have not deviated materially from that achieved in 2015 and any write down in goodwill, if necessary, to its recoverable amount is unlikely to be material to the Group's financial statements.



# NOTES TO THE FINANCIAL STATEMENTS

## 17. OTHER INVESTMENTS

	The Group		The Company	
	2016 RM'000	2015 RM'000	2016 RM'000	2015 RM'000
Available-for-sale investment carried at cost:				
Investment in unquoted shares				
At beginning of year	68	68	-	-
Less: Capital return	(10)	-	-	-
At end of year	58	68	-	-
Financial assets carried at fair value through profit and loss:				
Investments in quoted money market funds in Malaysia	6,323	2,255	6,323	2,255
	6,381	2,323	6,323	2,255

Details of the Group's and of the Company's other investments and information about the fair value hierarchy as of May 31, 2016 are as follows:

The Group and The Company 2016	Fair Value		
	Level 1 RM'000	Level 2 RM'000	Level 3 RM'000
Financial assets carried at fair value through profit and loss:			
Investments in quoted money market funds in Malaysia	6,323	-	-

The Group and The Company 2015	Fair Value		
	Level 1 RM'000	Level 2 RM'000	Level 3 RM'000
Financial assets carried at fair value through profit and loss:			
Investment in quoted money market funds in Malaysia	2,255	-	-

There were no transfers between Levels 1 and 2 during the financial year.

## 18. INVENTORIES

	The Group	
	2016 RM'000	2015 RM'000
Finished goods and trading merchandise	10,065	6,604
Raw materials	8,710	6,006
Spare parts	6,534	4,894
Packing materials	4,488	5,372
Goods-in-transit	944	1,291
Work-in-progress	283	415
	31,024	24,582



## NOTES TO THE FINANCIAL STATEMENTS

### 18. INVENTORIES (CONT'D)

	The Group	
	2016 RM'000	2015 RM'000
Less: Allowance for slow moving and obsolete inventories	(606)	(638)
Net	30,418	23,944
Cost of inventories recognised as an expense	175,965	159,996

Movement in allowance for slow moving and obsolete inventories is as follows:

	The Group	
	2016 RM'000	2015 RM'000
Balance at beginning of year	638	742
Allowance no longer required (Note 7)	(32)	(104)
Balance at end of year	606	638

### 19. TRADE AND OTHER RECEIVABLES

	The Group	
	2016 RM'000	2015 RM'000
Trade receivables	15,025	16,448
Less: Allowance for doubtful debts	(130)	(754)
	14,895	15,694
Amount due from related parties (Note 20):		
- trade	53,219	42,005
- non-trade	-	11
Other receivables	681	178
	68,795	57,888

	The Company	
	2016 RM'000	2015 RM'000
Amount due from subsidiary companies		
- non-trade (Note 20)	53,382	41,401



## NOTES TO THE FINANCIAL STATEMENTS

### 19. TRADE AND OTHER RECEIVABLES (CONT'D)

The currency profile of trade and other receivables is as follows:

	The Group	
	2016 RM'000	2015 RM'000
Ringgit Malaysia	66,150	55,518
Singapore Dollar	1,847	1,619
Chinese Renminbi	687	-
Australian Dollar	124	683
United States Dollar	117	822
	68,925	58,642

The amount due from subsidiary companies is denominated in Ringgit Malaysia.

Trade receivables and the trade portions of amount due from related parties of the Group comprise amounts receivable for the sale of goods. The credit periods granted on sale of goods range from 7 to 120 days (2015: 7 to 120 days). No interest is charged on overdue outstanding balances of these balances.

Included in other receivables of the Group is an amount of RM435,997 (2015: Nil) being Goods and Services Tax and Value Added Tax refundable.

An allowance has been made for estimated irrecoverable amounts from sale of goods of the Group amounting to RM129,839 (2015: RM754,001) and has been determined by reference to past default experience.

Movement in the allowance for doubtful debts is as follows:

	The Group	
	2016 RM'000	2015 RM'000
Balance at beginning of year	754	69
Impairment loss recognised on receivables (Note 7)	7	715
Impairment loss reversed (Note 7)	(321)	(23)
Impairment loss recognised on receivables written off as uncollectible	(310)	(7)
Balance at end of year	130	754

The currency profile of impaired trade receivables is as follows:

	The Group	
	2016 RM'000	2015 RM'000
Australian Dollar	123	683
Ringgit Malaysia	7	71
	130	754



## NOTES TO THE FINANCIAL STATEMENTS

### 19. TRADE AND OTHER RECEIVABLES (CONT'D)

Ageing of impaired trade receivables is as follows:

	The Group	
	2016 RM'000	2015 RM'000
More than 120 days	130	754

Included in trade receivables and amount due from related parties of the Group are receivables with total carrying amount of RM974,668 (2015: RM1,441,510) and RM880,745 (2015: RM3,888,479) respectively which are past due at the end of the reporting period for which the Group has not provided for impairment loss. The Group does not hold any collateral over these balances nor does it have a legal right to offset against any amounts owed by the Group to the counterparty except for an amount of RM23,696 (2015: Nil) which the Group holds a bank guarantee to secure the amount against outstanding charges or liabilities incurred by a customer.

Ageing of trade receivables and amount due from related parties which are past due but not impaired at the end of the reporting period are as follows:

	Trade receivables		Amount due from other related parties	
	2016	2015	2016	2015
	RM'000	RM'000	RM'000	RM'000
31 – 60 days	330	57	-	-
61 – 90 days	164	105	-	-
91 – 120 days	225	830	-	-
More than 120 days	256	449	881	3,888
	975	1,441	881	3,888

The Group seeks to maintain strict control over its outstanding trade receivables and amount due from related parties and has a credit period policy to minimise credit risk. Overdue balances are reviewed regularly by management. The Group has not provided for impairment loss on these trade receivable accounts and amount due from related parties that are past due as there has not been a significant change in credit quality and the amounts are still considered recoverable.

Transactions with related parties are disclosed in Note 20.

### 20. RELATED PARTY TRANSACTIONS

Parties are considered to be related to the Group if the Group has the ability, directly or indirectly, to control the party or exercise significant influence over the party in making financial and operating decisions, or vice versa, or where the Group and the party are subject to common control or common significant influence. Related parties may be individuals or entities.



# NOTES TO THE FINANCIAL STATEMENTS

## 20. RELATED PARTY TRANSACTIONS (CONT'D)

### Related party transactions

Transactions with related parties are as follows:

	The Group		The Company	
	2016 RM'000	2015 RM'000	2016 RM'000	2015 RM'000
<b>Subsidiary companies</b>				
Dividends received	-	-	8,795	6,955
<b>Transactions with other related parties being companies in which certain directors/ shareholders and persons connected with the directors/shareholders have substantial interests</b>				
Multibase Systems Sdn Bhd				
Secretarial fees paid/payable	24	23	9	8
Uniyelee Service Agencies Sdn Bhd				
Insurance premium paid/payable	35	638	-	1
Unikampar Credit And Leasing Sdn Bhd				
Hire-purchase interest paid	20	64	-	-
Sale of goods	2	2	-	-
Hire-purchase financing	-	200	-	-
Yee Lee Oils & Foodstuffs (Singapore) Pte Ltd				
Sale of goods	4,858	4,035	-	-
South East Asia Paper Products Sdn Bhd				
Purchase of goods	4,511	4,463	-	-
Sale of goods	1	1	-	-
Uniyelee Insurance Agencies Sdn Bhd				
Insurance premium paid/payable	80	429	-	1
Yee Lee Edible Oils Sdn Bhd				
Sale of goods	11,793	12,000	-	-
Transport charges paid	175	238	-	-
Internal audit fee paid	12	33	-	-
Yee Lee Trading Co Sdn Bhd				
Sale of goods	127,392	127,085	-	-
Purchase of goods	5	5	-	-



## NOTES TO THE FINANCIAL STATEMENTS

### 20. RELATED PARTY TRANSACTIONS (CONT'D)

#### Related party transactions (cont'd)

	The Group		The Company	
	2016 RM'000	2015 RM'000	2016 RM'000	2015 RM'000
<b>Transactions with other related parties being companies in which certain directors/ shareholders and persons connected with the directors/shareholders have substantial interests</b>				
Yee Lee Marketing Sdn Bhd				
Sale of goods	18,227	-	-	-
Cactus Marketing Sdn Bhd				
Sale of goods	8,509	7,801	-	-
Rental of premise received	48	44	-	-
Purchase of goods	2	-	-	-
Sale of property, plant and equipment	-	33	-	-
Rental of motor vehicles received	-	7	-	-
Unipon Enterprise Sdn Bhd				
Sale of goods	268	203	-	-
Purchase of goods	-	7	-	-
Sabah Tea Garden Sdn Bhd				
Rental of premise received	22	-	-	-
Purchase of goods	14	-	-	-
Sale of goods	6	-	-	-
Cranberry (M) Sdn Bhd				
Rental of premise received	41	41	-	-
Purchase of goods	-	10	-	-
Transport Master Sdn Bhd (In Members' Voluntary Winding-Up)				
Sale of goods	-	2	-	-
Yew Lee Chiong Tin Factory Sdn Bhd				
Sale of goods	6	6	-	-

The amount due from subsidiary companies is unsecured, bears interest at 4.00% (2015: 4.00%) per annum, repayable on demand and will be settled in cash.

The outstanding balances arising from related party transactions are disclosed in Notes 19, 25 and 28.



# NOTES TO THE FINANCIAL STATEMENTS

## 21. OTHER ASSETS

	The Group		The Company	
	2016 RM'000	2015 RM'000	2016 RM'000	2015 RM'000
Deposits	4,597	1,756	1	1
Prepaid expenses	1,616	2,102	1	5
Share application monies	-	-	3,043	-
	6,213	3,858	3,045	6

Included in deposits and prepaid expenses of the Group are amounts totalling RM3,435,968 (2015: RM1,118,082) which represent deposits paid for purchase of property, plant and equipment.

The share application monies of the Company were paid to a subsidiary company, Spritzer (Hong Kong) Limited for subscription of new shares in the subsidiary company.

## 22. FIXED DEPOSITS, CASH AND BANK BALANCES

	The Group		The Company	
	2016 RM'000	2015 RM'000	2016 RM'000	2015 RM'000
Fixed deposits with licensed banks	3,720	1,019	3,700	-
Cash and bank balances	13,873	14,168	1,520	237
	17,593	15,187	5,220	237

Fixed deposit of RM20,410 (2015: RM19,727) is pledged to a licensed bank as security for banking facilities granted to a subsidiary company.

The effective interest rates for fixed deposits ranged from 2.60% to 3.15% (2015: 2.70% to 3.15%) per annum with maturity periods of 1 to 30 days (2015: 5 to 30 days).

The currency profile of fixed deposits, cash and bank balances is as follows:

	The Group	
	2016 RM'000	2015 RM'000
Ringgit Malaysia	13,861	12,802
Australian Dollar	1,631	1,566
Chinese Renminbi	1,451	-
United States Dollar	602	819
Hong Kong Dollar	48	-
	17,593	15,187

Cash and bank balances of the Company are denominated in Ringgit Malaysia.



## NOTES TO THE FINANCIAL STATEMENTS

### 23. SHARE CAPITAL AND TREASURY SHARES

(a) *Share capital*

	← The Group and The Company →			
	2016 Number of ordinary shares '000 units	2015 Number of ordinary shares '000 units	2016 RM'000	2015 RM'000
<b>Authorised:</b>				
Ordinary shares of RM0.50 each	200,000	200,000	100,000	100,000
<b>Issued and fully paid:</b>				
Ordinary shares of RM0.50 each:				
Balance at beginning of year	141,496	134,854	70,748	67,427
Exercise of ESOS	6,691	3,244	3,345	1,622
Warrants conversion	10,244	3,398	5,122	1,699
Balance at end of year	158,431	141,496	79,215	70,748

The Company increased its issued and paid-up ordinary share capital during the financial year by the issuance of 6,691,000 (2015: 3,244,500) and 10,243,869 (2015: 3,397,641) new ordinary shares of RM0.50 each pursuant to the exercise of ESOS and the conversion of Warrants of the Company respectively.

The new ordinary shares issued rank pari passu with the then existing ordinary shares of the Company.

(b) *Treasury shares*

	← The Group and The Company →			
	2016 Number of ordinary shares '000 units	2015 Number of ordinary shares '000 units	2016 RM'000	2015 RM'000
Balance at beginning and end of year	24	24	14	14

As of May 31, 2016, there are 24,000 treasury shares held by the Company. The number of ordinary shares of RM0.50 each in issue and fully paid after excluding the treasury shares was 158,406,924 (2015: 141,472,055).

The mandate given by the shareholders to purchase own shares will expire at the forthcoming Annual General Meeting ("AGM") and an ordinary resolution needs to be tabled at the AGM for shareholders to grant a fresh mandate for another year.

# NOTES TO THE FINANCIAL STATEMENTS

## 24. RESERVES

	The Group		The Company	
	2016 RM'000	2015 RM'000	2016 RM'000	2015 RM'000
<b>Non-distributable reserves:</b>				
Share premium	39,094	24,222	39,094	24,222
Equity-settled employee benefits reserve	2,693	4,016	2,693	4,016
Translation reserve	(22)	-	-	-
	41,765	28,238	41,787	28,238
<b>Distributable reserve:</b>				
Retained earnings	137,854	116,574	18,652	16,299
	179,619	144,812	60,439	44,537

### (a) Share premium

	The Group and The Company	
	2016 RM'000	2015 RM'000
Balance at beginning of year	24,222	18,904
Issuance of ordinary shares pursuant to conversion of Warrants at a premium of RM0.68 per ordinary share	6,966	2,310
Transfer from equity-settled employee benefits reserve upon exercise of ESOS	2,192	944
Issuance of ordinary shares pursuant to the ESOS at a premium of RM0.41 per ordinary share	688	464
Issuance of ordinary shares pursuant to the ESOS at a premium of RM0.25 per ordinary share	256	218
Issuance of ordinary shares pursuant to the ESOS at a premium of RM1.06 per ordinary share	2,484	1,085
Issuance of ordinary shares pursuant to the ESOS at a premium of RM1.40 per ordinary share	2,302	304
Expenses relating to issuance of ESOS and Warrants	(16)	(7)
Balance at end of year	39,094	24,222

### (b) Translation reserve

Exchange differences relating to the translation from the functional currency of foreign subsidiary companies of the Group into Ringgit Malaysia are recognised directly in other comprehensive income and accumulated in the translation reserve.

### (c) Retained earnings

The entire retained earnings as of the end of the financial year is available for distribution as single tier dividends to the shareholders of the Company.



## NOTES TO THE FINANCIAL STATEMENTS

### 25. HIRE-PURCHASE PAYABLES

The Group	Minimum hire-purchase payments		Present value of minimum hire-purchase payments	
	2016 RM'000	2015 RM'000	2016 RM'000	2015 RM'000
Amounts payable under hire-purchase arrangements:				
Within one year	164	2,420	160	2,357
In the second to fifth year inclusive	6	170	6	166
	170	2,590	166	2,523
Less: Future finance charges	(4)	(67)	-	-
Present value of hire-purchase payables	166	2,523	166	2,523
Less: Amount due within 12 months (shown under current liabilities)			(160)	(2,357)
Non-current portion			6	166

The non-current portion is repayable as follows:

	The Group	
	2016 RM'000	2015 RM'000
Financial years ending May 31:		
2017	6	160
2018	-	6
	6	166

As of May 31, 2016, hire-purchase obligations of the Group payable to a related party amounted to RM165,912 (2015: RM492,003).

It is the Group's policy to acquire certain of its property, plant and equipment under hire-purchase arrangements. The terms for hire-purchase ranged from 3 to 5 years (2015: 3 to 5 years). For the financial year ended May 31, 2016, the effective borrowing rates ranged from 4.70% to 5.96% (2015: 4.70% to 5.96%) per annum. Interest rates are fixed at the inception of the hire-purchase arrangements.

The Group's hire-purchase payables are secured by the assets under hire-purchase and guaranteed by the Company.



# NOTES TO THE FINANCIAL STATEMENTS

## 26. BORROWINGS

	The Group	
	2016 RM'000	2015 RM'000
<b>Unsecured</b>		
Bankers' acceptances	7,584	15,221
Term loans	11,234	14,008
Revolving credits	4,950	10,500
Bank overdrafts	28	-
	23,796	39,729
Less: Amount due within 12 months (shown under current liabilities)	(16,634)	(33,446)
Non-current portion	7,162	6,283

The non-current portion of the term loans is repayable as follows:

	The Group	
	2016 RM'000	2015 RM'000
Financial years ending May 31:		
2017	-	3,068
2018	2,899	1,846
2019	2,422	1,369
2020	1,052	-
2021	789	-
	7,162	6,283

The Group has the following term loans:

- (a) a seven (7) year term loan of RM28,755,616 (2015: RM28,755,616) which is repayable by quarterly instalments commencing February 16, 2010;
- (b) a five (5) years term loan of RM3,906,630 (2015: RM3,906,630) which is repayable by equal monthly instalments commencing June 3, 2011. The term loan was fully repaid during the year.
- (c) a five (5) year term loan of RM2,051,350 (2015: RM2,051,350) which is repayable by equal monthly instalments commencing June 30, 2011. The term loan was fully repaid during the year.
- (d) a five (5) year term loan of RM1,260,000 (2015: RM1,260,000) which is repayable by equal monthly instalments commencing August 27, 2011;
- (e) a five (5) year term loan of RM1,547,214 (2015: RM1,547,214) which is repayable by equal monthly instalments commencing August 29, 2011;
- (f) a five (5) year term loan of RM3,230,000 (2015: RM3,230,000) which is repayable by equal monthly instalments commencing November 1, 2013;
- (g) a five (5) year term loan of RM6,000,000 (2015: RM6,000,000) which is repayable by equal monthly instalments commencing May 29, 2014; and



## NOTES TO THE FINANCIAL STATEMENTS

### 26. BORROWINGS (CONT'D)

- (h) a five (5) year term loan of RM5,000,000 (2015: Nil) which is repayable by equal monthly instalments commencing June 1, 2016.

The average effective interest rates per annum are as follows:

	2016 %	2015 %
Bankers' acceptances	3.25 – 4.23	3.15 – 4.14
Term loans	4.36 – 5.15	4.33 – 4.36
Revolving credits	4.40 – 5.25	3.98 – 4.72
Bank overdrafts	7.35 – 8.10	7.35 – 8.10
Onshore foreign currency loan (USD)	1.65	1.70

The Group obtained banking facilities including term loan facilities to the extent of RM145,417,150 (2015:RM154,803,000) from certain licensed banks, of which RM135,117,150 (2015: RM136,625,000) are guaranteed by the Company.

### 27. DEFERRED TAX LIABILITIES

The Group 2016	At beginning of year RM'000	Recognised in statement of profit or loss RM'000	At end of year RM'000
<b>Deferred tax liabilities/(assets)</b>			
Property, plant and equipment	16,413	1,334	17,747
Investment properties	36	14	50
Revaluation reserve	1,612	(14)	1,598
Unrealised loss on foreign exchange	(3)	2	(1)
Unutilised reinvestment allowances	-	(1,100)	(1,100)
Unutilised tax losses and unabsorbed capital allowances	(19)	(16)	(35)
	18,039	220	18,259

#### The Group 2015

<b>Deferred tax liabilities/(assets)</b>			
Property, plant and equipment	15,109	1,304	16,413
Investment properties	26	10	36
Revaluation reserve	1,138	474	1,612
Unrealised loss on foreign exchange	-	(3)	(3)
Unutilised tax losses and unabsorbed capital allowances	-	(19)	(19)
	16,273	1,766	18,039



## NOTES TO THE FINANCIAL STATEMENTS

### 27. DEFERRED TAX LIABILITIES (CONT'D)

#### Unrecognised deferred tax assets

As of May 31, 2016, the Group has unutilised tax losses and unabsorbed capital allowances of RM985,000 (2015: RM325,000). A deferred tax asset at the applicable tax rate of 24% (2015: 24%) amounting to RM35,000 (2015: RM19,000) has been recognised in respect of the unutilised tax losses and unabsorbed capital allowances by way of offset against taxable temporary differences arising from property, plant and equipment. No deferred tax assets has been recognised in respect of the remaining RM201,000 (2015: RM59,000).

### 28. TRADE AND OTHER PAYABLES

	The Group		The Company	
	2016 RM'000	2015 RM'000	2016 RM'000	2015 RM'000
Trade payables	19,257	11,838	-	-
Amount due to other related parties:				
- trade	1,738	1,292	-	-
- non-trade	90	229	-	-
Other payables	15,313	12,509	15	6
	36,398	25,868	15	6

The currency profile of trade and other payables is as follows:

	The Group	
	2016 RM'000	2015 RM'000
Ringgit Malaysia	33,978	22,453
United States Dollar	1,987	1,611
Chinese Renminbi	249	195
Euro	131	1,539
Singapore Dollar	49	63
Japanese Yen	4	7
	36,398	25,868

Other payables of the Company are denominated in Ringgit Malaysia.

Trade and other payables comprise amounts outstanding for trade purchases and ongoing costs respectively. The credit periods granted to the Group for trade purchases range from 30 to 120 days (2015: 30 to 120 days).

Included in other payables of the Group is an amount payable for Goods and Services Tax for RM404,926 (2015: RM360,870).

Other payables of the Group and of the Company are unsecured, interest-free and repayable on demand.

Transactions with related parties are disclosed in Note 20.





# NOTES TO THE FINANCIAL STATEMENTS

## 29. OTHER LIABILITIES

	The Group		The Company	
	2016 RM'000	2015 RM'000	2016 RM'000	2015 RM'000
Accrued expenses	8,975	7,977	245	317
Deposits received	750	297	580	88
	9,725	8,274	825	405

## 30. DIVIDEND

	The Group and The Company	
	2016 RM'000	2015 RM'000
First and final dividend paid: 10% or 5.0 sen per share, single tier, for 2015 (2015: 8% or 4.0 sen per share, single tier, for 2014)	7,319	5,554

The directors proposed a first and final dividend of 11% or 5.5 sen per share, under the single tier system, in respect of the current financial year. This dividend is subject to approval by the shareholders at the forthcoming Annual General Meeting of the Company and has not been included as a liability in the financial statements.

## 31. SHARE-BASED PAYMENTS

Under the Company's Employees' Share Option Scheme ("ESOS"), which has been approved at an Extraordinary General Meeting held on November 24, 2011, options to subscribe for new ordinary shares ("Spritzer Shares") of RM0.50 each in the Company were granted to eligible employees, Executive Directors and Non-Executive Directors ("Eligible Persons") of the Company and its subsidiary companies, which are not dormant. The ESOS is administered by the ESOS Committee and governed by a set of by-laws.

The ESOS shall be in force for a period of five (5) years commencing March 9, 2012 and will expire on March 8, 2017 but may be extended for a further period of up to five (5) years at the discretion of the Board of Directors upon recommendation of the ESOS Committee, subject always that the duration or tenure of the ESOS shall be not more than ten (10) years from the effective date.

### Basis of determining the Subscription Price

Subject to any adjustments made under the by-laws and pursuant to the Main Market Listing Requirements of Bursa Malaysia Securities Berhad ("Listing Requirements"), the subscription price shall be the higher of:

- The five (5)-day weighted average of the market prices of Spritzer Shares immediately preceding the date of offer, with a discount of not more than 10% at the ESOS Committee's discretion; or
- The par value of Spritzer Shares.



# NOTES TO THE FINANCIAL STATEMENTS

## 31. SHARE-BASED PAYMENTS (CONT'D)

### Basis of determining the Subscription Price (cont'd)

Details of the movements in share options during the financial year are as follows:

Option series	Expiry date	Exercise price per ordinary share RM	Number of options over ordinary shares of RM 0.50 each			Balance as of 31.5.2016 '000 units
			Balance as of 1.6.2015 '000 units	Lapsed '000 units	Exercised '000 units	
(1) Granted on 9.3.2012 (Offer 1)	8.3.2017	0.75	1,258	(18)	(1,025)	215
(2) Granted on 11.3.2013 (Offer 2)	8.3.2017	0.91	2,238	(43)	(1,678)	517
(3) Granted on 10.3.2014 (Offer 3)	8.3.2017	1.56	4,218	(106)	(2,344)	1,768
(4) Granted on 9.3.2015 (Offer 4)	8.3.2017	1.90	6,361	(214)	(1,644)	4,503
<b>Total</b>			14,075	(381)	(6,691)	7,003

There was no new offer made by the Company during the financial year.

The number of share options vested as of May 31, 2016 is 7,003,500 (2015: 4,094,167) units.

### **Fair value of share options granted**

The range of fair value of the options granted ranged from RM0.2070 to RM0.4145.

The fair value of the options was determined using the "Black-Scholes" model based on the closing market price at offer date, the exercise price, expected volatility based on its historical volatility, expected dividend yield, option life and risk-free rate.

Input into the model	Offer 1	Offer 2	Offer 3	Offer 4
Offer date share price (RM)	0.825	1.010	1.730	2.100
Exercise price (RM)	0.750	0.910	1.560	1.900
Expected volatility (%):				
1 <sup>st</sup> year	29.04	29.50	31.67	26.80
2 <sup>nd</sup> year	32.13	28.60	N/A	25.90
3 <sup>rd</sup> year	33.25	31.40	N/A	N/A
4 <sup>th</sup> year	36.78	31.00	N/A	N/A
5 <sup>th</sup> year	35.01	N/A	N/A	N/A
Expected dividend yield (%)	2.48	2.62	3.46	2.43
Option life (years)	5	4	3	2

The range of risk-free rate was 3.23% to 3.85% (2015: 3.23% to 3.85%).



## NOTES TO THE FINANCIAL STATEMENTS

### 31. SHARE-BASED PAYMENTS (CONT'D)

The range of share prices at the date of exercise of the options during the financial year were RM1.72 to RM2.75 (2015: RM1.84 to RM2.38).

The share options outstanding at the end of the reporting period have weighted average exercise price of RM1.71 (2015: RM1.54), and the weighted average remaining contractual life for these options is 281 days (2015: 646 days).

### 32. FINANCIAL INSTRUMENTS, FINANCIAL RISKS AND CAPITAL RISKS MANAGEMENT

#### Categories of financial instruments

	The Group		The Company	
	2016 RM'000	2015 RM'000	2016 RM'000	2015 RM'000
<b>Financial assets</b>				
Loans and receivables:				
Trade and other receivables	68,359	57,888	-	-
Amount owing by subsidiary companies	-	-	53,382	41,401
Refundable deposits	672	733	1	1
Fixed deposit, cash and bank balances	17,593	15,187	5,220	237
Available-for-sale:				
Investment in unquoted shares	58	68	-	-
Fair value through profit and loss:				
Investment in quoted money market funds	6,323	2,255	6,323	2,255
<b>Financial liabilities</b>				
Other financial liabilities:				
Trade and other payables	35,993	25,868	15	6
Borrowings	23,796	39,729	-	-
Hire-purchase payables	166	2,523	-	-
Accrued expenses	8,975	7,977	245	317
Refundable deposits received	131	209	-	-

#### Financial Risk Management Objectives and Policies

Risk management is integral to the whole business of the Group and of the Company. Management continually monitors the Group's and the Company's risk management process to ensure that an appropriate balance between risk and control is achieved. Risk management policies and systems are reviewed regularly to reflect changes in the market conditions and the Group's and the Company's activities.

There have been no changes to the Group's and the Company's exposure to these financial risks or the manner in which they manage and measure the risks.

#### (a) Market risk

##### (i) Foreign currency risk

The Group's transactions in foreign currencies are in United States Dollar ("USD"), Australian Dollars ("AUD"), Euro ("EUR"), Singapore Dollar ("SGD"), Chinese Renminbi ("RMB"), Japanese Yen ("JPY") and Hong Kong Dollar ("HKD") and therefore, are exposed to foreign exchange risk.



## NOTES TO THE FINANCIAL STATEMENTS

### 32. FINANCIAL INSTRUMENTS, FINANCIAL RISKS AND CAPITAL RISKS MANAGEMENT (CONT'D)

#### (a) Market risk (cont'd)

##### (i) Foreign currency risk (cont'd)

The carrying amounts of the foreign currency denominated monetary assets and liabilities of the Group at the end of the reporting period are disclosed in Notes 19, 22 and 28.

##### Sensitivity analysis for foreign currency risk

The management does not consider the Group's exposure to foreign currency exchange risk significant as of May 31, 2016. Therefore, sensitivity analysis for foreign currency exchange risk is not disclosed.

##### (ii) Interest rate risk

Interest rate risk is the risk that the fair value or future cash flows of the Group's financial instruments will fluctuate because of changes in market interest rates.

The Group finances its operations by a mixture of internal funds and bank and other borrowings. The Group regularly reviews the interest rate profile of borrowings against prevailing and anticipated market rates. The repayment and maturity profiles of borrowings are structured after taking into consideration of the cash inflows expected to be generated from the underlying assets or operations and the economic life of the assets or operations being financed.

The policy of the Group is to borrow both on the fixed and floating rate basis. The objective for the mix between fixed and floating rate borrowings is set to reduce the impact of an upward change in interest rates while enabling benefits to be enjoyed if interest rates fall.

The details of the Group's borrowings are as disclosed in Notes 25 and 26.

##### Sensitivity analysis for interest rate risk

The Group does not consider its exposure to interest rate risk from bank borrowings and interest-bearing assets significant as of May 31, 2016 due to insignificant fluctuations in the market interest rates. Therefore, interest rate sensitivity analysis is not disclosed.

#### (b) Credit risk

Credit risk refers to the risk that a counterparty will default on its contractual obligations resulting in financial loss to the Group and the Company. The Group and the Company have adopted a policy of only dealing with creditworthy counterparties as a means of mitigating the risk of financial loss from defaults. The exposure of the Group to credit risk arises principally from its receivables, amount due from related parties and other financial assets. The credit risk exposure of the Company arises from amount due from subsidiary companies and financial guarantees given to licensed banks and credit and leasing company for credit and hire-purchase facilities granted to subsidiary companies and other financial assets.

##### *Receivables*

Trade receivables consist of a large number of customers, spread across diverse industries and geographical areas. The Group established policies on credit control involves comprehensive credit evaluations, setting up appropriate credit limits, ensuring the sales are made to customers with good credit history and regular review of customers' outstanding balances and payment trends. The Group considers the risk of material loss in the event of non-performance by the customers to be unlikely.

At the end of the reporting period, the Group is not subject to significant concentration of credit risk.



## NOTES TO THE FINANCIAL STATEMENTS

### 32. FINANCIAL INSTRUMENTS, FINANCIAL RISKS AND CAPITAL RISKS MANAGEMENT (CONT'D)

#### (b) *Credit risk (cont'd)*

##### *Receivables (cont'd)*

The Group holds bank guarantees to the extent of RM837,648 (2015: RM680,050) that secures them against any outstanding charges or liabilities incurred by customers. Other than these, the Group does not hold any other collateral and the maximum exposure to credit risk arising from receivables is represented by the carrying amounts in the statement of financial position, net of the amount of the bank guarantees mentioned above. The Group uses ageing analysis to monitor the credit quality of the trade receivables.

For other receivables, management does not consider its exposure to credit risk significant due to the insignificant carrying amount as of May 31, 2016.

The ageing of trade receivables and amount due from other related parties that are past due are disclosed in Note 19.

##### *Amount Due From Subsidiaries*

The credit risk on advances that are repayable on demand made to subsidiary companies is managed on a Group basis by the management of the Company to ensure that risk of losses incurred by the Company due to non-repayment by subsidiary companies is minimal.

At the end of the reporting period, the maximum exposure to credit risk of the Group and of the Company is represented by their carrying amounts in the statements of financial position.

At the end of the reporting period, there was no indication that the balances due from subsidiary companies are not recoverable.

##### *Financial Guarantee*

The Company provides unsecured financial guarantees to licensed banks and credit and leasing companies in respect of credit and hire-purchase facilities granted to subsidiary companies. The Company monitors on an ongoing basis the trend of repayments made by the subsidiary companies.

The maximum exposure to credit risk amounts to RM26,559,000 (2015: RM44,604,500) representing banking and hire-purchase facilities utilised as of the end of the reporting period.

At the end of the financial period, there was no indication that the subsidiary companies would default on repayment.

##### *Other Financial Assets*

The credit risk on liquid funds are limited because the counterparties are banks with high credit-ratings assigned by international credit-rating agencies.

#### (c) *Liquidity and cash flow risks*

The Group and the Company practise prudent liquidity risk management to minimise the mismatch of financial assets and financial liabilities and to maintain sufficient credit facilities for contingent funding requirement of working capital.

The Group's and the Company's principal source of liquidity has historically been cash flows from operations and funds obtained from long and short-term borrowings.



## NOTES TO THE FINANCIAL STATEMENTS

### 32. FINANCIAL INSTRUMENTS, FINANCIAL RISKS AND CAPITAL RISKS MANAGEMENT (CONT'D)

#### (c) *Liquidity and cash flow risks (cont'd)*

The Group and the Company expect that the cash generated from their operations, their existing credit facilities and the trade terms provided by its suppliers will be sufficient to meet the Group's and the Company's currently anticipated capital expenditure and working capital needs for at least the next 12 months.

The Group has credit facilities of approximately RM95,086,000 (2015: RM79,921,000) which are unused at the end of the reporting period. The Group expects to meet its financial obligations from its operating cash flows and proceeds from maturing financial assets.

The maturity profile of the Group's and of the Company's non-derivative financial assets and financial liabilities at the end of the reporting period based on contractual undiscounted repayment obligations are as follows:

<b>The Group 2016</b>	<b>On demand or within one year RM'000</b>	<b>One year to five years RM'000</b>	<b>Over five years RM'000</b>	<b>Total RM'000</b>
<b>Non-derivative financial assets:</b>				
Trade and other receivables	68,359	-	-	68,359
Refundable deposits	672	-	-	672
Investment in unquoted shares	58	-	-	58
Investments in quoted money market funds	6,323	-	-	6,323
Fixed deposit, cash and bank balances	17,593	-	-	17,593
<b>Total undiscounted non-derivative financial assets</b>	<b>93,005</b>	<b>-</b>	<b>-</b>	<b>93,005</b>
<b>Non-derivative financial liabilities:</b>				
Trade and other payables	35,993	-	-	35,993
Refundable deposits received	131	-	-	131
Accrued expenses	8,975	-	-	8,975
Hire-purchase payables	164	6	-	170
Borrowings	17,134	7,714	-	24,848
<b>Total undiscounted non-derivative financial liabilities</b>	<b>62,397</b>	<b>7,720</b>	<b>-</b>	<b>70,117</b>
<b>Net undiscounted non-derivative financial assets/(liabilities)</b>	<b>30,608</b>	<b>(7,720)</b>	<b>-</b>	<b>22,888</b>



## NOTES TO THE FINANCIAL STATEMENTS

### 32. FINANCIAL INSTRUMENTS, FINANCIAL RISKS AND CAPITAL RISKS MANAGEMENT (CONT'D)

(c) *Liquidity and cash flow risks (cont'd)*

<b>The Group 2015</b>	<b>On demand or within one year RM'000</b>	<b>One year to five years RM'000</b>	<b>Over five years RM'000</b>	<b>Total RM'000</b>
Non-derivative financial assets:				
Trade and other receivables	57,888	-	-	57,888
Refundable deposits	733	-	-	733
Investments in unquoted shares	68	-	-	68
Investment in quoted money market funds	2,255	-	-	2,255
Fixed deposit, cash and bank balances	15,188	-	-	15,188
<hr/>				
Total undiscounted non-derivative financial assets	76,132	-	-	76,132
<hr/>				
Non-derivative financial liabilities:				
Trade and other payables	25,868	-	-	25,868
Refundable deposits received	209	-	-	209
Accrued expenses	7,977	-	-	7,977
Hire-purchase payables	2,420	170	-	2,590
Borrowings	34,081	6,760	-	40,841
<hr/>				
Total undiscounted non-derivative financial liabilities	70,555	6,930	-	77,485
<hr/>				
Net undiscounted non-derivative financial assets/(liabilities)	5,577	(6,930)	-	(1,353)

<b>The Company 2016</b>	<b>On demand or within one year RM'000</b>	<b>One year to five years RM'000</b>	<b>Over five years RM'000</b>	<b>Total RM'000</b>
Non-derivative financial assets:				
Amount owing by subsidiary companies	53,382	-	-	53,382
Refundable deposits	1	-	-	1
Investments in quoted money market funds	6,323	-	-	6,323
Cash and bank balances	5,220	-	-	5,220
<hr/>				
Total undiscounted non-derivative financial assets	64,926	-	-	64,926
<hr/>				
Non-derivative financial liabilities:				
Trade and other payables	15	-	-	15
Accrued expenses	245	-	-	245



## NOTES TO THE FINANCIAL STATEMENTS

### 32. FINANCIAL INSTRUMENTS, FINANCIAL RISKS AND CAPITAL RISKS MANAGEMENT (CONT'D)

#### (c) Liquidity and cash flow risks (cont'd)

The Company 2016	On demand or within one year RM'000	One year to five years RM'000	Over five years RM'000	Total RM'000
Total undiscounted non-derivative financial liabilities	260	-	-	260
Net undiscounted non-derivative financial assets	64,666	-	-	64,666
<b>The Company 2015</b>				
Non-derivative financial assets:				
Amount owing by subsidiary companies	41,401	-	-	41,401
Refundable deposits	1	-	-	1
Investments in quoted money market funds	2,255	-	-	2,255
Cash and bank balances	237	-	-	237
Total undiscounted non-derivative financial assets	43,894	-	-	43,894
Non-derivative financial liabilities:				
Trade and other payables	6	-	-	6
Accrued expenses	317	-	-	317
Total undiscounted non-derivative financial liabilities	323	-	-	323
Net undiscounted non-derivative financial assets	43,571	-	-	43,571

The Group and the Company have not committed to any derivative financial instruments during the financial year.

#### (d) Capital risk management

The Group and the Company manage their capital to ensure the Group and the Company will be able to continue as going concern while maximising the return to stakeholders through the optimisation of the debt and equity balance. The Group's and the Company's overall strategy remains unchanged from 2015.

The capital structure of the Group and of the Company consist of net debt and equity of the Group and of the Company.

#### Fair Values of Financial Assets and Financial Liabilities

The carrying amounts of short-term financial assets and financial liabilities recognised at amortised cost in the financial statements approximate their respective fair values due to the relatively short-term maturity of these financial instruments.





## NOTES TO THE FINANCIAL STATEMENTS

### 32. FINANCIAL INSTRUMENTS, FINANCIAL RISKS AND CAPITAL RISKS MANAGEMENT (CONT'D)

#### Fair Values of Financial Assets and Financial Liabilities (cont'd)

The fair values of long-term financial liabilities are included in Level 2 category of the fair value hierarchy in accordance with MFRS 7 – *Financial Instruments: Disclosure* and have been determined by the present value of future cash flows estimated and discounted using the current interest rates for similar instruments at the end of the reporting period. There is no material difference between the carrying amounts and the estimated fair values of these financial liabilities as of the end of the reporting period.

No disclosure is made on the fair value of investment in unquoted shares of the Group as it is impractical to estimate due to the lack of quoted market price and the inability to establish its fair value without incurring excessive cost.

### 33. STATEMENTS OF CASH FLOWS

#### (a) Purchase of property, plant and equipment

Property, plant and equipment were acquired by the following means:

	The Group	
	2016 RM'000	2015 RM'000
Cash purchase	22,220	17,157
Other payables	1,201	535
Hire-purchase financing	-	200
Advance payments made in prior year included in prepaid expenses	944	1,217
	24,365	19,109

The principal amounts of instalment repayments for property, plant and equipment acquired by hire-purchase are reflected as cash outflows from financing activities.

#### (b) Cash and cash equivalents

Cash and cash equivalents comprise the following:

	The Group		The Company	
	2016 RM'000	2015 RM'000	2016 RM'000	2015 RM'000
Fixed deposits with a licensed bank	3,720	1,019	3,700	-
Cash and bank balances	13,873	14,168	1,520	237
Bank overdraft	(28)	-	-	-
	17,565	15,187	5,220	237
Less : Fixed deposit pledged to a licensed bank	(20)	(19)	-	-
	17,545	15,168	5,220	237



# NOTES TO THE FINANCIAL STATEMENTS

## 34. CAPITAL COMMITMENTS

As of May 31, 2016, the Group has the following commitments in respect of property, plant and equipment:

	The Group	
	2016	2015
	RM'000	RM'000
Approved and contracted for:		
- land and buildings	90	279
- plant and equipment	8,664	1,467
	8,754	1,746
Approved but not contracted for:		
- land and buildings	-	255
- plant and equipment	-	1,106
	-	1,361
	8,754	3,107

## 35. SUBSEQUENT EVENT

Subsequent to the financial year end, a subsidiary company, Chuan Sin Sdn Bhd (“Chuan Sin”) received a Notice of Demand from a vendor for an amount of RM659,479 being its claim for professional services fee in respect of installation and related services on implementation of the Group’s Enterprise Resource Planning (“ERP”) application. Chuan Sin had terminated the service of the ERP vendor prior to full implementation in the Group, and had already paid in full for work that was performed up to the date of termination. The Board is of the opinion that there is no merit in this claim as it is for services yet to be performed by the vendor and will strongly dispute this claim.

## 36. SIGNIFICANT EVENTS

### Change in group composition

- On June 11, 2015, a wholly-owned subsidiary company, Spritzer (Hong Kong) Limited (“SPR HK”) was incorporated in Hong Kong. SPR HK has a proposed paid-up capital of HKD100,000 comprising 100,000 ordinary shares of HKD1 each. SPR HK’s principal activity is investment holding.
- On November 26, 2015, SPR HK had incorporated a wholly-owned subsidiary company in the People’s Republic of China known as Spritzer (Guangzhou) Trading Limited (“SPR GZ”). SPR GZ has a registered capital of RMB30,010,000 and its principal activity is distribution of bottled water and other consumer products.

### Change in financial year end

On April 28, 2016, the Board of Directors had approved the change in the Group’s financial year end from May 31 to December 31 with effect from June 1, 2016 for cost efficiency of financial reporting purpose. Therefore, the next accounting period of the Group shall be for a 7-month period commencing on June 1, 2016 and ending on December 31, 2016.



## NOTES TO THE FINANCIAL STATEMENTS

### 37. SUPPLEMENTARY INFORMATION – DISCLOSURE ON REALISED AND UNREALISED PROFITS OR LOSSES

The breakdown of the retained earnings of the Group and of the Company as of May 31, 2016 into realised and unrealised profits or losses, pursuant to the directive issued by Bursa Malaysia Securities Berhad on March 25, 2010, is as follows:

	The Group		The Company	
	2016 RM'000	2015 RM'000	2016 RM'000	2015 RM'000
<b>Total retained earnings of the Company and its subsidiary companies</b>				
Realised	193,879	170,226	18,652	16,299
Unrealised	(2,388)	(2,663)	-	-
	191,491	167,563	18,652	16,299
Less: Consolidation adjustments	(53,637)	(50,989)	-	-
<b>Total retained earnings as per statements of financial position</b>	137,854	116,574	18,652	16,299

The determination of realised and unrealised profits or losses is based on Guidance of Special Matter No. 1 “Determination of Realised and Unrealised Profits or Losses in the Context of Disclosure Pursuant to Bursa Malaysia Securities Berhad Listing Requirements” as issued by the Malaysian Institute of Accountants on December 20, 2010.

This supplementary information have been made solely for complying with the disclosure requirements as stipulated in the directives of Bursa Malaysia Securities Berhad and is not made for any other purposes.



# STATEMENT BY DIRECTORS

The directors of **SPRITZER BHD** state that, in their opinion, the accompanying financial statements are drawn up in accordance with Malaysian Financial Reporting Standards, International Financial Reporting Standards and the provisions of the Companies Act, 1965 in Malaysia so as to give a true and fair view of the financial position of the Group and of the Company as of May 31, 2016 and of the financial performance and the cash flows of the Group and of the Company for the year ended on that date.

The supplementary information set out in Note 37, which is not part of the financial statements, is prepared in all material respects, in accordance with Guidance on Special Matter No. 1 “Determination of Realised and Unrealised Profits or Losses in the Context of Disclosure Pursuant to Bursa Malaysia Securities Berhad Listing Requirements” as issued by the Malaysian Institute of Accountants and the directive of Bursa Malaysia Securities Berhad.

Signed in accordance with a resolution of the Directors,

.....  
**Y. BHG. DATO’ LIM KOK BOON, DPMP**  
Managing Director

.....  
**MR. LIM SENG LEE**  
Executive Director

Ipoh,  
August 19, 2016



# DECLARATION BY THE OFFICER PRIMARILY RESPONSIBLE FOR THE FINANCIAL MANAGEMENT OF THE COMPANY

I, **MR. SOW YENG CHONG (IC No. 570218-08-5997)**, the officer primarily responsible for the financial management of **SPRITZER BHD**, do solemnly and sincerely declare that the accompanying financial statements are, in my opinion, correct and I make this solemn declaration conscientiously believing the same to be true, and by virtue of the provisions of the Statutory Declarations Act, 1960.

.....  
**MR. SOW YENG CHONG**

Subscribed and solemnly declared by the  
abovenamed **MR. SOW YENG CHONG** at **IPOH**  
this 19<sup>th</sup> day of August, 2016.

Before me,

.....  
**MR. CHONG TAT CHEONG**  
**NO.: A234**  
**COMMISSIONER FOR OATHS**



# ANALYSIS OF SHAREHOLDINGS

AS AT SEPTEMBER 1, 2016

## SHARE CAPITAL

Authorised Share Capital	:	RM100,000,000.00
Issued and Paid-Up Share Capital	:	RM81,450,419.00 (excluding 24,000 Treasury Shares)
Class of Shares	:	Ordinary shares of RM0.50 each
Voting Rights	:	One vote per ordinary share

## DISTRIBUTION OF SHAREHOLDINGS

Size of Shareholdings	Number of Shareholders		Number of Issued Shares	
	Number	%	Number	%
Less than 100 shares	102	5.70	4,389	0.00
100 to 1,000 shares	245	13.70	167,934	0.10
1,001 to 10,000 shares	1,106	61.86	4,168,657	2.56
10,001 to 100,000 shares	236	13.20	6,983,298	4.29
100,001 to less than 5% of issued shares	96	5.37	73,360,196	45.03
5% and above of issued shares	3	0.17	78,216,364	48.01
<b>Total</b>	<b>1,788</b>	<b>100.00</b>	<b>162,900,838</b>	<b>100.00</b>

## SUBSTANTIAL SHAREHOLDERS (as per the Company's Register of Substantial Shareholders)

Substantial Shareholders	Direct Interest		Deemed Interest	
	Number of Issued Shares	% of Issued Shares	Number of Issued Shares	% of Issued Shares
1. Yee Lee Corporation Bhd ("YLC")	52,385,244	32.16	-	-
2. Yee Lee Holdings Sdn Bhd ("YLH")	19,349,332	11.88	-	-
3. Lim A Heng @ Lim Kok Cheong ("LKC")	8,896,366	5.46	78,687,773 <sup>a</sup>	48.30
4. Lim Kok Boon ("LKB")	6,536,800	4.01	4,377,899 <sup>b</sup>	2.69
5. Chua Shok Tim @ Chua Siok Hoon ("CSH")	1,823,000	1.12	85,761,139 <sup>c</sup>	52.65
6. Lai Yin Leng ("LYL")	233,333	0.14	10,681,366 <sup>d</sup>	6.56
7. Yee Lee Organization Bhd ("YLO")	-	-	72,334,576 <sup>e</sup>	44.40
8. Unikampar Credit And Leasing Sdn Bhd ("UCL")	-	-	72,334,576 <sup>f</sup>	44.40
9. Uniyelee Sdn Bhd ("UYL")	-	-	72,534,576 <sup>g</sup>	44.53
10. Yeleta Holdings Sdn Bhd ("YH")	-	-	72,534,576 <sup>h</sup>	44.53
11. Young Wei Holdings Sdn Bhd ("YW")	-	-	72,534,576 <sup>i</sup>	44.53

### Notes:-

- <sup>a</sup> Deemed interest by virtue of shareholdings in Chuan Sin Resources Sdn Bhd ("CSR") and YW pursuant to Section 6A of the Companies Act, 1965 ("Act"); and the shares held by his spouse, CSH and children, Lim Ee Young and Lim Ee Wai in the Company pursuant to Section 134(12)(c) of the Act.
- <sup>b</sup> Deemed interest by virtue of shareholding in CSR pursuant to Section 6A of the Act; and the shares held by his spouse, LYL and child, Lim Seng Lee in the Company pursuant to Section 134(12)(c) of the Act.
- <sup>c</sup> Deemed interest by virtue of shareholding in YW and deemed shareholding in CSR pursuant to Section 6A of the Act; and the shares held by her spouse, LKC and children, Lim Ee Young and Lim Ee Wai in the Company pursuant to Section 134(12)(c) of the Act.
- <sup>d</sup> Deemed interest by virtue of deemed shareholding in CSR pursuant to Section 6A of the Act; and the shares held by her spouse, LKB and child, Lim Seng Lee in the Company pursuant to Section 134(12)(c) of the Act.
- <sup>e</sup> Deemed interest held through YLC, YLH and Kasjaria-Kim Huat (M) Sdn Bhd pursuant to Section 6A of the Act.
- <sup>f</sup> Deemed interest held through YLO pursuant to Section 6A of the Act.
- <sup>g</sup> Deemed interest held through YLO and Uniyelee Insurance Agencies Sdn Bhd pursuant to Section 6A of the Act.
- <sup>h</sup> Deemed interest held through UCL and UYL pursuant to Section 6A of the Act.
- <sup>i</sup> Deemed interest held through YH pursuant to Section 6A of the Act.



# ANALYSIS OF SHAREHOLDINGS

AS AT SEPTEMBER 1, 2016

## DIRECTORS' SHAREHOLDINGS (as per the Company's Register of Directors' Shareholdings)

Directors	Direct Interest		Deemed Interest	
	Number of Issued Shares	% of Issued Shares	Number of Issued Shares	% of Issued Shares
1. Lim A Heng @ Lim Kok Cheong	8,896,366	5.46	78,687,773 <sup>a</sup>	48.30
2. Lim Kok Boon	6,536,800	4.01	4,377,899 <sup>b</sup>	2.69
3. Lim Seng Lee	280,566	0.17	3,985,000 <sup>c</sup>	2.45
4. Chuah Chaw Teo	382,866	0.24	-	-
5. Lam Sang	1,916,782	1.18	-	-
6. Chok Hooa @ Chok Yin Fatt	183,500	0.11	-	-
7. Nik Mohamad Pena bin Nik Mustapha	1,700,000	1.04	-	-
8. Mohd Adhan bin Kechik	3,566,365	2.19	-	-
9. Kuan Khian Leng	-	-	4,680,000 <sup>d</sup>	2.87

### Notes:-

- <sup>a</sup> Deemed interest by virtue of shareholdings in CSR and YW pursuant to Section 6A of the Act; and the shares held by his spouse, CSH and children, Lim Ee Young and Lim Ee Wai in the Company pursuant to Section 134(12)(c) of the Act.
- <sup>b</sup> Deemed interest by virtue of shareholding in CSR pursuant to Section 6A of the Act; and the shares held by his spouse, LYL and child, Lim Seng Lee in the Company pursuant to Section 134(12)(c) of the Act.
- <sup>c</sup> Deemed interest by virtue of shareholding in CSR pursuant to Section 6A of the Act; and the shares held by his spouse, Huang Yu Ying in the Company pursuant to Section 134(12)(c) of the Act.
- <sup>d</sup> Deemed interest by virtue of shareholding in Unique Bay Sdn Bhd pursuant to Section 6A of the Act.

By virtue of Dato' Lim A Heng @ Lim Kok Cheong's interest in the shares of the Company, he is also deemed to have an interest in the shares of all the subsidiary companies to the extent that the Company has interest.



# ANALYSIS OF SHAREHOLDINGS

AS AT SEPTEMBER 1, 2016

## TOP THIRTY SECURITIES ACCOUNT HOLDERS

Shareholders	Number of Issued Shares	% of Issued Shares
1. Yee Lee Corporation Bhd	49,970,666	30.68
2. Yee Lee Holdings Sdn Bhd	19,349,332	11.88
3. Lim A Heng @ Lim Kok Cheong	8,896,366	5.46
4. Lim Kok Boon	6,536,800	4.01
5. CIMSEC Nominees (Tempatan) Sdn Bhd CIMB for Unique Bay Sdn Bhd	4,680,000	2.87
6. Cartaban Nominees (Asing) Sdn Bhd BBH and Co Boston for Fidelity Low-Priced Stock Fund	4,156,800	2.55
7. Chuan Sin Resources Sdn Bhd	3,864,000	2.37
8. Mohd Adhan Bin Kechik	3,566,365	2.19
9. Cartaban Nominees (Asing) Sdn Bhd SSBT Fund F9EX for Fidelity Northstar Fund	3,250,000	2.00
10. AmanahRaya Trustees Berhad PB Smallcap Growth Fund	2,759,100	1.69
11. Yee Lee Corporation Bhd	2,414,578	1.48
12. Lam Sang	1,916,782	1.18
13. Chua Shok Tim @ Chua Siok Hoon	1,823,000	1.12
14. Maybank Nominees (Tempatan) Sdn Bhd Maybank Trustees Berhad for Apex Dana Al-Sofi-I	1,800,200	1.11
15. Cartaban Nominees (Tempatan) Sdn Bhd RHB Trustees Berhad for Manulife Investment Shariah Progressfund	1,792,000	1.10
16. Nik Mohamad Pena Bin Nik Mustapha	1,700,000	1.04
17. Citigroup Nominees (Tempatan) Sdn Bhd Employees Provident Fund Board	1,340,400	0.82
18. Maybank Nominees (Tempatan) Sdn Bhd Maybank Trustees Berhad for Apex Dana Al-Faiz-I	1,257,100	0.77
19. Hong Leong Assurance Berhad As Beneficial Owner (Unitlinked GF)	1,210,000	0.74
20. BT Capital Sdn Bhd	1,175,700	0.72
21. AmanahRaya Trustees Berhad Affin Hwang Growth Fund	1,095,300	0.67
22. HSBC Nominees (Asing) Sdn Bhd Exempt An for Credit Suisse Securities (Europe) Limited	1,076,600	0.66
23. Maybank Nominees (Tempatan) Sdn Bhd Pledged Securities Account for Yoong Fui Kien	1,033,000	0.63
24. AmanahRaya Trustees Berhad Public Select Treasures Equity Fund	1,018,200	0.63
25. Jailani Bin Abdullah	997,375	0.61
26. CIMSEC Nominees (Asing) Sdn Bhd Exempt An for CIMB Securities (Singapore) Pte Ltd	979,800	0.60
27. AmanahRaya Trustees Berhad Public Islamic Treasures Growth Fund	877,000	0.54
28. Zalaraz Sdn Bhd	841,000	0.52
29. AmanahRaya Trustees Berhad Public Islamic Emerging Opportunities Fund	715,800	0.44
30. AMSEC Nominees (Tempatan) Sdn Bhd Nomura Asset Management Malaysia Sdn Bhd for Tenaga Nasional Berhad Retirement Benefit Trust Fund	695,000	0.43
<b>Total</b>	<b>132,788,264</b>	<b>81.51</b>





# ANALYSIS OF WARRANT HOLDINGS

AS AT SEPTEMBER 1, 2016

Number of Warrants : 14,464,794  
Number of Warrant Holders : 1,014

## DISTRIBUTION OF WARRANT HOLDERS

Size of Warrant Holdings	Number of Warrant Holders		Number of Warrants Held	
	Number	%	Number	%
Less than 100 warrants	169	16.67	5,734	0.04
100 to 1,000 warrants	630	62.13	400,280	2.77
1,001 to 10,000 warrants	170	16.77	552,630	3.82
10,001 to 100,000 warrants	26	2.56	828,691	5.73
100,001 to less than 5% of warrants	15	1.48	5,146,726	35.58
5% and above of warrants	4	0.39	7,530,733	52.06
<b>Total</b>	<b>1,014</b>	<b>100.00</b>	<b>14,464,794</b>	<b>100.00</b>

## SUBSTANTIAL WARRANT HOLDERS (as per the Company's Register of Substantial Warrant Holders)

Substantial Warrant Holders	Direct Interest		Deemed Interest	
	Number of Warrants Held	% of Warrants Held	Number of Warrants Held	% of Warrants Held
1. Yee Lee Corporation Bhd ("YLC")	864,185	5.97	-	-
2. Yee Lee Holdings Sdn Bhd ("YLH")	4,462,333	30.85	-	-
3. Lim A Heng @ Lim Kok Cheong ("LKC")	250,841	1.73	6,820,818 <sup>a</sup>	47.15
4. Lim Kok Boon ("LKB")	-	-	1,166,000 <sup>b</sup>	8.06
5. Chua Shok Tim @ Chua Siok Hoon ("CSH")	287,500	1.99	6,784,159 <sup>c</sup>	46.90
6. Lai Yin Leng ("LYL")	-	-	1,166,000 <sup>d</sup>	8.06
7. Chuan Sin Resources Sdn Bhd ("CSR")	1,166,000	8.06	-	-
8. Yee Lee Organization Bhd ("YLO")	-	-	5,326,518 <sup>e</sup>	36.82
9. Unikampar Credit And Leasing Sdn Bhd ("UCL")	-	-	5,326,518 <sup>f</sup>	36.82
10. Uniyelee Sdn Bhd ("UYL")	-	-	5,326,518 <sup>f</sup>	36.82
11. Yeleta Holdings Sdn Bhd ("YH")	-	-	5,326,518 <sup>g</sup>	36.82
12. Young Wei Holdings Sdn Bhd ("YW")	-	-	5,326,518 <sup>h</sup>	36.82

### Notes:-

- <sup>a</sup> Deemed interest by virtue of shareholdings in CSR and YW pursuant to Section 6A of the Act; and the shares held by his spouse, CSH and child, Lim Ee Young in the Company pursuant to Section 134(12)(c) of the Act.
- <sup>b</sup> Deemed interest by virtue of shareholding in CSR pursuant to Section 6A of the Act; and the shares held by his spouse, LYL and child, Lim Seng Lee in the Company pursuant to Section 134(12)(c) of the Act.
- <sup>c</sup> Deemed interest by virtue of shareholding in YW and deemed shareholding in CSR pursuant to Section 6A of the Act; and the shares held by her spouse, LKC and child, Lim Ee Young in the Company pursuant to Section 134(12)(c) of the Act.
- <sup>d</sup> Deemed interest by virtue of deemed shareholding in CSR pursuant to Section 6A of the Act; and the shares held by her spouse, LKB and child, Lim Seng Lee in the Company pursuant to Section 134(12)(c) of the Act.
- <sup>e</sup> Deemed interest held through YLC and YLH pursuant to Section 6A of the Act.
- <sup>f</sup> Deemed interest held through YLO pursuant to Section 6A of the Act.
- <sup>g</sup> Deemed interest held through UCL and UYL pursuant to Section 6A of the Act.
- <sup>h</sup> Deemed interest held through YH pursuant to Section 6A of the Act.



# ANALYSIS OF WARRANT HOLDINGS

AS AT SEPTEMBER 1, 2016

## DIRECTORS' WARRANT HOLDINGS (as per the Company's Register of Directors' Warrant Holdings)

Directors	Direct Interest		Deemed Interest	
	Number of Warrants Held	% of Warrants Held	Number of Warrants Held	% of Warrants Held
1. Lim A Heng @ Lim Kok Cheong	250,841	1.73	6,820,818 <sup>a</sup>	47.15
2. Lim Kok Boon	-	-	1,166,000 <sup>b</sup>	8.06
3. Lim Seng Lee	-	-	1,166,000 <sup>b</sup>	8.06
4. Chuah Chaw Teo	-	-	-	-
5. Lam Sang	-	-	-	-
6. Chok Hooa @ Chok Yin Fatt	-	-	-	-
7. Nik Mohamad Pena bin Nik Mustapha	-	-	-	-
8. Mohd Adhan bin Kechik	-	-	-	-
9. Kuan Khian Leng	-	-	-	-

### Notes:-

- <sup>a</sup> Deemed interest by virtue of shareholdings in CSR and YW pursuant to Section 6A of the Act; and the shares held by his spouse, CSH and child, Lim Ee Young in the Company pursuant to Section 134(12)(c) of the Act.
- <sup>b</sup> Deemed interest by virtue of shareholding in CSR pursuant to Section 6A of the Act.

By virtue of Dato' Lim A Heng @ Lim Kok Cheong's interest in the shares of the Company, he is also deemed to have an interest in the shares of all the subsidiary companies to the extent that the Company has interest.



# ANALYSIS OF WARRANT HOLDINGS

AS AT SEPTEMBER 1, 2016

## TOP THIRTY WARRANT HOLDERS

Warrant Holders		Number of Warrants Held	% of Warrants Held
1.	Yee Lee Holdings Sdn Bhd	4,462,333	30.85
2.	Chuan Sin Resources Sdn Bhd	1,166,000	8.06
3.	Susy Ding	1,002,400	6.93
4.	Alliancegroup Nominees (Tempatan) Sdn Bhd Pledged Securities Account for Wong Yee Hui	900,000	6.22
5.	RHB Nominees (Tempatan) Sdn Bhd Amara Investment Management Sdn Bhd for Wong Yee Hui	700,000	4.84
6.	CIMSEC Nominees (Asing) Sdn Bhd Exempt An for CIMB Securities (Singapore) Pte Ltd	682,150	4.72
7.	DB (Malaysia) Nominee (Asing) Sdn Bhd Deutsche Bank AG Singapore for IAM Traditional Asian Growth Fund	621,900	4.30
8.	Yee Lee Corporation Bhd	496,185	3.43
9.	HSBC Nominees (Asing) Sdn Bhd Exempt An for Credit Suisse	448,400	3.10
10.	Yee Lee Corporation Bhd	368,000	2.54
11.	DB (Malaysia) Nominee (Asing) Sdn Bhd Exempt An for Deutsche Bank AG Singapore	360,900	2.50
12.	HLIB Nominees (Tempatan) Sdn Bhd Hong Leong Bank Bhd for Chuan Hong Hang Properties Sdn Bhd	300,000	2.07
13.	Chua Shok Tim @ Chua Siok Hoon	287,500	1.99
14.	Lim A Heng @ Lim Kok Cheong	250,841	1.73
15.	Kenanga Nominees (Tempatan) Sdn Bhd Pledged Securities Account for Cheong Chen Yue	164,600	1.14
16.	TA Nominees (Tempatan) Sdn Bhd Pledged Securities Account for Balraaj Singh A/L Tarlachon Singh	131,250	0.91
17.	HLIB Nominees (Tempatan) Sdn Bhd Hong Leong Bank Bhd for Chua Choon Ghee	129,400	0.89
18.	Erwin Selvarajah A/L Peter Selvarajah	105,300	0.73
19.	Lim Chai Seng	100,300	0.69
20.	Lim Khok Keng	90,000	0.62
21.	Julian Chua Kok Keong	73,200	0.51
22.	Leong Kwong Sing	71,100	0.49
23.	HSBC Nominees (Tempatan) Sdn Bhd Exempt An for Credit Suisse	65,000	0.45
24.	RHB Capital Nominees (Tempatan) Sdn Bhd Pledged Securities Account for Jarrod Tan Soon Huat	50,000	0.35
25.	Kenanga Nominees (Tempatan) Sdn Bhd Pledged Securities Account for Ooi Phaik Sim	48,000	0.33
26.	Tan Eng Bong	42,000	0.29
27.	Lim Ee Young	38,800	0.27
28.	JF Apex Nominees (Tempatan) Sdn Bhd Pledged Securities Account for Teo Siew Lai	35,000	0.24
29.	Tarlachon Singh A/L Lall Singh	34,550	0.24
30.	Lim Keng Boon	25,000	0.17
<b>Total</b>		<b>13,250,109</b>	<b>91.60</b>



# LIST OF PROPERTIES

AS AT MAY 31, 2016

Location	Tenure	Current Use	Approximate Age of Building	Land/Gross Floor Area (sq. metres)	Carrying Amount RM'000	Date of Acquisition*/ Valuation
Lot 144371 H.S. (D) 127812 (formerly Lot PT 121576), Mukim and District of Klang, Selangor Darul Ehsan.	Freehold	Industrial land/ Factory/ Office complex	Factory / Office 10 years	31,386/ 13,380	32,034	11.09.09
PT 7579 Pajakan Negeri No. H.S. (D) 24492 (formerly Lot No. 643 Geran 35453), PT 7580 Pajakan Negeri No. H.S. (D) 24493 (formerly part of Lot No. 129 CT 12779), PT 7581 Pajakan Negeri No. H.S. (D) 24494 (formerly part of Lot No. 129 CT 12779), Lot No. 135 Title No. Pajakan Negeri No. 2577, Lot No. 898 Title No. Geran Mukim 300, Lot No. PT 4911 Surat Hakmilik H.S. (D) LM 15332, Lot No. 814 Geran Mukim 313, Lot No. 388 EMR 753, Lot No.1574 EMR 630, Mukim of Tupai, District of Larut & Matang, Perak Darul Ridzuan.	<u>Lot 135</u> Leasehold expiring on 31.08.2890  <u>PT 7579, 7580 &amp; 7581</u> Leasehold expiring on 23.09.2890  <u>Remaining Lots</u> Freehold	Factory/ Office/ Staff quarters/ Agricultural/ Development land	Factory/ Office 9 to 22 years  Warehouse 18 years  Staff quarters 10 to 12 years	212,182/ 38,381	24,895	31.05.10
Lot No. 454 Pajakan Negeri No. 3176, Lot Nos.1595, 384, 386, 387, 10078, 10079, and (P.T.) 4912, Title Nos. Geran 31600 (formerly C.T. 7366), Geran Mukim 315, EMR 615, EMR 1374 and Surat Hakmilik H.S. (D) LM15333 respectively, Mukim of Tupai, District of Larut & Matang, Perak Darul Ridzuan.	<u>Lot 454</u> Leasehold expiring on 28.11.2894  <u>Remaining Lots</u> Freehold	Staff quarters/ Mini golf course and building/ Agricultural/ Development land	Staff quarters 9 years  Building 1 year	201,673/ 1,689	7,412	31.05.10
Lot No. 9535 Pajakan Negeri No. 114421, Lot No. 9538 Pajakan Negeri No. 114424, Lot No. 9539 Pajakan Negeri No. 114425, Lot No. 9540 Pajakan Negeri No. 114426, Lot No. 9545 Pajakan Negeri No. 114431, Lot No. 9546 Pajakan Negeri No. 114432, Lot No. 9547 Pajakan Negeri No. 114433, Lot No. 9548 Pajakan Negeri No. 114434, Title No. H.S. (D) L & M 2361, 2364, 2365, 2366, 2371, 2372, 2373 and 2374, respectively, Mukim of Tupai, District of Larut & Matang, Perak Darul Ridzuan.	Leasehold expiring on 13.11.2084	8 units single storey terrace house	22 years	1,537/ 669	529	31.05.10



# LIST OF PROPERTIES

AS AT MAY 31, 2016

Location	Tenure	Current Use	Approximate Age of Building	Land/Gross Floor Area (sq. metres)	Carrying Amount RM'000	Date of Acquisition*/ Valuation
Lot Nos. 181631, 181632, 181633 & 181642, Title Nos. Pajakan Negeri 89482, 89483, 89484 & 89493 respectively, Mukim of Hulu Kinta, District of Kinta, Perak Darul Ridzuan.	Leasehold expiring on 17.10.2089	Factory/ Office complex/ Vacant industrial land	Factory/ Office 23 years  Warehouses 4 to 20 years	33,969/ 15,517	12,515	31.05.10
H.S. (M) 4162 No. P.T.D. 6382, H.S. (M) 4163 No. P.T.D. 6383, H.S. (M) 4164 No. P.T.D. 6384, H.S. (M) 4189 No. P.T.D. 6385, H.S. (M) 4188 No. P.T.D. 6386, H.S. (M) 4202 No. P.T.D. 6405, H.S. (M) 4201 No. P.T.D. 6407, H.S. (M) 4160 No. P.T.D. 6409, H.S. (M) 4172 No. P.T.D. 6408, Mukim Tanjong Sembong, Bukit Jintan, Johor Darul Takzim.	Freehold	Factory/ Office/ Staff quarters/ Agricultural land	21 years	77,626/ 3,198	6,755	31.05.10, *17.12.12 and *02.06.14
Lot No. 644 Geran 35454, Lot No. 130 CT 12780, Lot No. 131 CT 2974, Lot No. 902 EMR 663, Lot No. 903 EMR 664, Lot No. 904 EMR 665, Lot Nos. 125, 126, 10083, 10084 & 817, Lot No. 48 EMR 1000, Lot No. 827 EMR 539, Lot No. 1234 EMR 929, Lot No. 1235 EMR 928, Lot No. 1246 EMR 931, Lot No. 1466 EMR 1069, Lot No. 1043 CT 9668, Lot No. 455 Pajakan Negeri No. 2653, Mukim of Tupai, District of Larut & Matang, Perak Darul Ridzuan.	<u>Lot 125, 130 &amp; 131</u> Leasehold expiring on 31.08.2890  <u>Lot 126</u> Leasehold expiring on 23.09.2890  <u>Lot 455</u> Leasehold expiring on 19.11.2893  <u>Remaining Lots</u> Freehold	Agricultural/ Development land	N/A	764,890	10,673	31.05.10
Lot No. 57253, Mukim of Bandar Kepong, District of Gombak, Selangor Darul Ehsan.	Freehold	Vacant industrial land	N/A	8,266	10,885	31.05.10
Lot 47439 PN 379994 (formerly Lot No. P.T. 77 Title No. H.S. (D) KA 6980/85), Mukim of Hulu Kinta, District of Kinta, Perak Darul Ridzuan.	Leasehold expiring on 05.04.2066	Industrial/ Factory complex	33 to 50 years	4,076/ 2,539	2,140	31.05.15
Lot No. 10647 Title No. Pajakan Negeri 78371, Mukim of Bidor, District of Batang Padang, Perak Darul Ridzuan.	Leasehold expiring on 06.03.2050	Vacant industrial land	N/A	16,190	700	31.05.15



# LIST OF PROPERTIES

AS AT MAY 31, 2016

Location	Tenure	Current Use	Approximate Age of Building	Land/Gross Floor Area (sq. metres)	Carrying Amount RM'000	Date of Acquisition*/ Valuation
Lot No. 3729 Title No. H.S. (D) L & M 124/75, Mukim of Tupai, District of Larut & Matang, Perak Darul Ridzuan.	Leasehold expiring on 22.08.2035	Factory/ Office complex	23 to 42 years	1,028/ 782	900	31.05.15
Lot No. 11319 HSM 1854, Lot No. 11320 HSM 1855, Mukim of Tupai, District of Larut & Matang, Perak Darul Ridzuan.	Freehold	Commercial building	8 years	339	614	31.05.15
Lot No. 1044 Title No. Pajakan Negeri 2561 Mukim of Tupai, District of Larut & Matang, Perak Darul Ridzuan.	Leasehold expiring on 31.08.2891	Agricultural land	N/A	122,190	3,102	*30.09.13



**SPRITZER BHD (265348-V)**  
(Incorporated in Malaysia)

## FORM OF PROXY

Number of shares held	
CDS Account Number	

I/We, .....  
(Full name, NRIC No. or Company No.)

of .....  
(Address)

being a member of **SPRITZER BHD**, hereby appoint .....  
(Full name, NRIC No. or Company No.)

of .....  
(Address)

\*and/or failing him, .....  
(delete as appropriate) (Full name, NRIC No. or Company No.)

of .....  
(Address)

as my/our proxy to vote for me/us and on my/our behalf at the Twenty-Third Annual General Meeting of the Company, to be held on Wednesday, October 26, 2016 at 10.30 a.m. at Lot 898, Jalan Reservoir, Off Jalan Air Kuning, 34000 Taiping, Perak Darul Ridzuan, and at any adjournment thereof for/against\* the resolutions to be proposed thereat.

RESOLUTION NO.	DESCRIPTIONS	FOR	AGAINST
<b>ORDINARY BUSINESS</b>			
1.	To declare a first and final dividend		
2.	To approve the payment of Directors' fees		
3.	To re-elect Dr. Chuah Chaw Teo as Director		
4.	To re-elect Chok Hooa @ Chok Yin Fatt as Director		
5.	To re-elect Kuan Khian Leng as Director		
6.	To re-appoint Dato' Lim A Heng @ Lim Kok Cheong as Director		
7.	To re-appoint Messrs. Deloitte as Auditors of the Company and to authorise the Directors to fix their remuneration		
<b>SPECIAL BUSINESS</b>			
8.	To authorise the Directors to issue shares pursuant to Section 132D of the Companies Act, 1965		
9.	To approve the Proposed Shareholders' Mandate		
10.	To approve the Proposed Renewal of Authority to Purchase its Own Shares by Spritzer Bhd		
11.	Continuing in Office for Dato' Ir. Nik Mohamad Pena bin Nik Mustapha as an Independent Non-Executive Director		
12.	Continuing in Office for Dato' Mohd Adhan bin Kechik as an Independent Non-Executive Director		
13.	Continuing in Office for Kuan Khian Leng as an Independent Non-Executive Director		

Dated this ..... day of ..... 2016.

.....  
Signature(s)/Common Seal of Member

\* Please indicate with an "X" in the space provided whether you wish your votes to be cast for or against the resolutions. If no specific direction as to voting is given, the proxy will vote or abstain from voting at his discretion.

### Notes:-

- (i) A proxy may but need not be a member of the Company and the provisions of Section 149(1)(b) of the Act shall not apply to the Company.
- (ii) The instrument appointing a proxy shall be in writing under the hand of the appointor or his attorney duly authorised in writing or, if the appointor is a corporation, either under Seal or under the hand of an attorney.
- (iii) A member may appoints not more than two (2) proxies to attend and vote at the same meeting. Where a member appoints more than one (1) proxy, such appointment shall be invalid unless he specifies the proportions of his shareholding to be represented by each proxy.
- (iv) Where a member of the Company is an exempt authorised nominee as defined under the Securities Industry (Central Depositories) Act 1991 which holds ordinary shares in the Company for multiple beneficial owners in one securities account ("omnibus account"), there is no limit to the number of proxies which the exempt authorised nominee may appoint in respect of each omnibus account it hold.
- (v) The instrument appointing a proxy must be deposited at the Registered Office of the Company at Lot 85, Jalan Portland, Tasek Industrial Estate, 31400 Ipoh, Perak Darul Ridzuan not less than forty-eight (48) hours before the time appointed for holding the meeting.
- (vi) Only a depositor whose name appears on the Record of Depositors as at October 19, 2016 shall be entitled to attend the said meeting or appoint proxies to attend and/or vote on his behalf.
- (vii) Pursuant to Paragraph 8.29A(1) of the Main Market Listing Requirements of Bursa Malaysia Securities Berhad, all the Resolutions set out in this Notice will be put to vote by poll.

*Fold here to seal*

STAMP

**THE COMPANY SECRETARY**

**SPRITZER BHD**

Lot 85, Jalan Portland  
Tasek Industrial Estate  
31400 Ipoh  
Perak Darul Ridzuan  
Malaysia

*Fold here to seal*







[www.spritzer.com.my](http://www.spritzer.com.my)



Lot 898, Jalan Reservoir, Off Jalan Air Kuning, 34000 Taiping, Perak Darul Ridzuan, Malaysia